



(Affiliated with The Kennel Club, England)

(Associated with the Federation Cynologique Internationale)

STANDARDS OF THE BREEDS

GROUP 5 – WORKING DOGS

Australian Cattle Dog.....	2	German Shepherd Dog (long stock)	41
Australian Stumpy-Tail Cattle Dog.....	4	Hungarian Puli.....	43
Australian Kelpie	5	Icelandic Sheepdog.....	44
Australian Shepherd.....	6	Komondor.....	46
Beauceron.....	8	Kuvasz	47
Bearded Collie	9	Maremma Sheepdog.....	49
Belgian Shepherd Dog (Groenendael).....	10	Miniature American Shepherd.....	50
Belgian Shepherd Dog (Laekenois).....	13	Norwegian Buhund.....	52
Belgian Shepherd Dog (Malinois).....	16	NZ Huntaway.....	53
Belgian Shepherd Dog (Tervueren)	19	Old English Sheepdog	55
Bergamasco Shepherd Dog.....	22	The Polish Lowland Sheepdog	56
Border Collie.....	25	Pumi.....	57
Bouvier des Flandres.....	26	Pyrenean Sheepdog Long-Haired.....	59
Briard.....	27	Shetland Sheepdog.....	61
Czechoslovakian Wolfdog	28	Swedish Lapphund	63
Collie (rough)	30	Swedish Vallhund.....	64
Collie (smooth)	32	Tatra Shepherd Dog	66
Dutch Shepherd Dog.....	34	Welsh Corgi (Cardigan).....	68
Finnish Lapphund	36	Welsh Corgi (Pembroke)	69
German Shepherd Dog (stock coat)	38	White Swiss Shepherd Dog.....	70

Dogs New Zealand
Private Bag 50903
Porirua 5240

Preface and footnote amended 1 February 2019



DOGS NEW ZEALAND

Official Breed Standard

Australian Cattle Dog



A breed standard is the guideline which describes the ideal characteristics, temperament, and appearance of a breed and ensures that the breed is fit for function with soundness essential. Breeders and judges should at all times be careful to avoid obvious conditions and exaggerations, as well as being mindful of features which could be detrimental in any way to the health, welfare or soundness of this breed.

Country of Origin : Australia

GENERAL APPEARANCE : The general appearance is that of a strong compact, symmetrically built working dog, with the ability and willingness to carry out his allotted task however arduous. Its combination of substance, power, balance and hard muscular condition must convey the impression of great agility, strength and endurance. Any tendency to grossness or weediness is a serious fault.

CHARACTERISTICS: As the name implies the dog's prime function, and one in which he has no peer, is the control and movement of cattle in both wide open and confined areas. Always alert, extremely intelligent, watchful, courageous and trustworthy, with an implicit devotion to duty making it an ideal dog.

TEMPERAMENT : The Cattle Dog's loyalty and protective instincts make it a self-appointed guardian to the Stockman, his herd and his property. Whilst naturally suspicious of strangers, must be amenable to handling, particularly in the Show ring. Any feature of temperament or structure foreign to a working dog must be regarded as a serious fault.

HEAD AND SKULL : The head is strong and must be in balance with other proportions of the dog and in keeping with its general conformation. The broad skull is slightly curved between the ears, flattening to a slight but definite stop. The cheeks muscular, neither coarse nor prominent with the underjaw strong, deep and well developed. The foreface is broad and well filled in under the eyes, tapering gradually to form a medium length, deep, powerful muzzle with the skull and muzzle on parallel planes. The lips are tight and clean. Nose black.

EYES : The eyes should be of oval shape and medium size, neither prominent nor sunken and must express alertness and intelligence. A warning or suspicious glint is characteristic when approached by strangers. Eye colour, dark brown.

EARS : The ears should be of moderate size, preferably small rather than large, broad at the base, muscular, pricked and moderately pointed neither spoon nor bat eared. The ears are set wide apart on the skull, inclining outwards, sensitive in their use and pricked

when alert, the leather should be thick in texture and the inside of the ear fairly well furnished with hair.

MOUTH: The teeth, sound, strong and evenly spaced, gripping with a scissor:bite, the lower incisors close behind and just touching the upper. As the dog is required to move difficult cattle by heeling or biting, teeth which are sound and strong are very important.

NECK : The neck is extremely strong, muscular, and of medium length broadening to blend into the body and free from throatiness.

FOREQUARTERS : The shoulders are strong, sloping, muscular and well angulated to the upper arm and should not be too closely set at the point of the withers. The forelegs have strong, round bone, extending to the feet and should be straight and parallel when viewed from the front, but the pasterns should show flexibility with a slight angle to the forearm when viewed from the side. Although the shoulders are muscular and the bone is strong, loaded shoulders and heavy fronts will hamper correct movement and limit working ability.

BODY : The length of the body from the point of the breast bone, in a straight line to the buttocks, is greater than the height at the withers, as 10 is to 9. The topline is level, back strong with ribs well sprung and carried well back not barrel ribbed. The chest is deep, muscular and moderately broad with the loins broad, strong and muscular and the flanks deep. The dog is strongly coupled.

HINDQUARTERS : The hindquarters are broad, strong and muscular. The croup is rather long and sloping, thighs long, broad and well developed, the stifles well turned and the hocks strong and well let down. When viewed from behind, the hind legs, from the hocks to the feet, are straight and placed parallel, neither close nor too wide apart.

FEET : The feet should be round and the toes short, strong, well arched and held close together. The pads are hard and deep, and the nails must be short and strong.

TAIL : The set on of tail is moderately low, following the contours of the sloping croup and of length to reach approximately to the hock. At rest it should hang in a very slight curve. During movement or excitement the tail may be raised, but under no circumstances should any part of the tail be carried past a vertical line drawn through the root. The tail should carry a good brush.

GAIT/MOVEMENT : The action is true, free, supple and tireless and the movement of the shoulders and forelegs is in unison with the powerful thrust of the hindquarters. The capability of quick and sudden movement is essential. Soundness is of paramount importance and stiltiness, loaded or slack shoulders, straight shoulder placement, weakness at elbows, pasterns or feet, straight stifles, cow or bow hocks, must be regarded as serious faults. When trotting the feet tend to come closer together at ground level as speed increases, but when the dog comes to rest he should stand four square.

COAT : The coat is smooth, a double coat with a short dense undercoat. The outer:coat is close, each hair straight, hard, and lying flat, so that it is rain:resisting. Under the body, to behind the legs, the coat is longer and forms near the thigh a mild form of breeching. On the head (including the inside of the ears), to the front of the legs and feet, the hair is short. Along the neck it is longer and thicker. A coat either too long or too short is a fault. As an average, the hairs on the body should be from 2.5 to 4 cms (approx. 1-1.5 ins) in length.

Australian Cattle Dog continued...

COLOUR

Blue - The colour should be blue, blue-mottled or blue speckled with or without other markings. The permissible markings are black, blue or tan markings on the head, evenly distributed for preference. The forelegs tan midway up the legs and extending up the front to breast and throat, with tan on jaws; the hindquarters tan on inside of hindlegs, and inside of thighs, showing down the front of the stifles and broadening out to the outside of the hindlegs from hock to toes. Tan undercoat is permissible on the body providing it does not show through the blue outer coat. Black markings on the body are not desirable.

Red Speckle - The colour should be of good even red speckle all over, including the undercoat, (neither white nor cream), with or without darker red markings on the head. Even head markings are desirable. Red markings on the body are permissible but not desirable.

SIZE

Height: Dogs 46-51 cms (approx. 18-20 ins) at withers

Bitches 43-48 cms (approx. 17-19 ins) at withers

FAULTS: Any departure from the foregoing points should be considered a fault and the seriousness with which the fault should be regarded should be in exact proportion to its degree.

NOTE: Male animals should have two apparently normal testicles fully descended into the scrotum.

Any departure from the foregoing points should be considered a fault and the seriousness with which the fault should be regarded should be in exact proportion to its degree and its effect upon the health and welfare of the dog and on the dog's ability to perform its traditional work.

DOGS NEW ZEALAND

Official Breed Standard

Australian Stumpy-Tail Cattle Dog



A breed standard is the guideline which describes the ideal characteristics, temperament, and appearance of a breed and ensures that the breed is fit for function with soundness essential. Breeders and judges should at all times be careful to avoid obvious conditions and exaggerations, as well as being mindful of features which could be detrimental in any way to the health, welfare or soundness of this breed.

GENERAL APPEARANCE : Shall be that of a well proportioned working dog, rather square in profile with a hard-bitten, rugged appearance, and sufficient substance to convey the impression of the ability to endure long periods of arduous work under whatsoever conditions may prevail.

CHARACTERISTICS : The "Stumpy" possesses a natural aptitude in the working and control of cattle, and a loyal, courageous and devoted disposition. It is ever alert, watchful and obedient, though suspicious of strangers. At all times it must be amenable to handling in the Show ring.

Temperament : (See under characteristics)

Head And Skull : The skull is broad between the ears and flat, narrowing slightly to the eyes with a slight but definite stop. Cheeks are muscular without coarseness. The foreface is of moderate length, well filled up under the eye, the deep powerful jaws tapering to a blunt strong muzzle. Nose black, irrespective of the colour of the dog.

Eyes : The eyes should be oval in shape, of moderate size, neither full nor prominent, with alert and intelligent yet suspicious expression, and of dark brown colour.

Ears : The ears are moderately small, pricked and almost pointed. Set on high yet well apart. Leather moderately thick. Inside the ear should be well furnished with hair.

Mouth : The teeth are strong, sound and regularly spaced. The lower incisors close behind and just touching the upper. Not to be undershot or overshot.

Neck : The neck is of exceptional strength, sinuous, muscular and of medium length, broadening to blend into the body, free from throatiness.

Forequarters : The shoulders are clean, muscular and sloping with elbows parallel to the body. The forelegs are well boned and muscular. Viewed from any angle they are perfectly straight.

Body : The length of the body from the point of the breastbone to the buttocks should be equal to the height of the withers. The

back is level, broad and strong with deep and muscular loins, the well sprung ribs tapering, to a deep moderately broad chest.

Hindquarters : The hindquarters are broad, powerful and muscular, with well developed thighs, stifles moderately turned. Hocks are strong, moderately let down with sufficient bend. When viewed from behind the hind legs from hock to feet are straight, and placed neither close nor too wide apart.

Feet : The feet should be round, strong, deep in pads with well arched toes, closely knit. Nails strong, short and of dark colour.

Tail : The tail is undocked, of a natural length not exceeding four inches, set on high but not carried much above the level of the back.

Gait/movement : Soundness is of paramount importance. The action is true, free, supple and tireless, the movement of the shoulders and forelegs in unison with the powerful thrust of the hindquarters. Capability of quick and sudden movement is essential. Stiltiness, cow or bow hocks, loaded or slack shoulders or straight shoulder placement, weakness at elbows, pasterns or feet, must be regarded as serious faults.

Coat : The outer coat is moderately short, straight, dense and of medium harsh texture. The undercoat is short, dense and soft. The coat around the neck is longer, forming mild ruff. The hair on the head, legs and feet, is short.

Colour :

Blue : The colour should be a good even Blue Mottle or Blue Speckle, with or without black marking on the head and body. Blues should not have a red undercoat or any appearance of red throughout the coat or head.

Red : The colour should be a good even Red Mottle or Red Speckle, with or without red markings on head and body. Reds should not have a blue undercoat or any appearance of blue throughout the coat or head.

Irrespective of the colour of the dog, TAN markings are not permissible, under any circumstances.

Size

Height: Dogs 46-51 cms (18-20 ins) at withers. Bitches 43-48 cms (17-19 ins) at withers

Dogs or bitches over or under these specified sizes are undesirable.

Faults

Cream or white undercoat.

Any colour other than black on nose or toenails.

Tan markings.

Tan/red overlay on head and/or body in blue dogs.

Blue muzzle and/or blue overlay on head and/or body in red dogs.

Any other departure from the foregoing points should be considered a fault and the seriousness with which the fault should be regarded should be in exact proportion to its degree.

Note: Male animals should have two apparently normal testicles fully descended into the scrotum.

Any departure from the foregoing points should be considered a fault and the seriousness with which the fault should be regarded should be in exact proportion to its degree and its effect upon the health and welfare of the dog and on the dog's ability to perform its traditional work.

DOGS NEW ZEALAND

Official Breed Standard

Australian Kelpie



A breed standard is the guideline which describes the ideal characteristics, temperament, and appearance of a breed and ensures that the breed is fit for function with soundness essential. Breeders and judges should at all times be careful to avoid obvious conditions and exaggerations, as well as being mindful of features which could be detrimental in any way to the health, welfare or soundness of this breed.

Country of Origin : Australia

GENERAL APPEARANCE : The general appearance shall be that of a lithe, active dog of great quality, showing hard muscular condition combined with great suppleness of limb and conveying the capability of untiring work. It must be free from any suggestion of weediness.

CHARACTERISTICS : The Kelpie is extremely alert, eager and highly intelligent, with a mild, tractable disposition and an almost inexhaustible energy, with marked loyalty and devotion to duty. It has a natural instinct and aptitude in the working of sheep, both in open country and in the yard. Any defect of structure or temperament foreign to a working dog must be regarded as uncharacteristic.

TEMPERAMENT : (See under characteristics)

HEAD AND SKULL : The head is in proportion to the size of the dog, the skull slightly rounded, and broad between the ears. The forehead running in a straight profile towards a pronounced stop. The cheeks are neither coarse nor prominent, but round to the foreface, which is cleanly chiselled and defined. The muzzle, preferably slightly shorter in length than the skull. Lips tight and clean and free from looseness. The nose colouring conforms to that of the body coat. The overall shape and contours produce a rather fox-like expression, which is softened by the almond-shaped eyes.

EYES: The eyes are almond shaped, of medium size, clearly defined at the corners, and show an intelligent and eager expression. The colour of the eyes to be brown, harmonising with the colour of the coat. In the case of blue dogs a lighter coloured eye is permissible.

EARS : The ears are pricked and running to a fine point at the tips, the leather fine but strong at the base, set wide apart on the skull and inclining outwards, slightly curved on the outer edge and of moderate size. The inside of the ears is well furnished with hair.

MOUTH : The teeth should be sound, strong and evenly spaced, the lower incisors just behind but touching the upper, that is a scissor bite.

NECK : The neck is of moderate length, strong, slightly arched, gradually moulding into the shoulders, free from throatiness and showing a fair amount of ruff.

FOREQUARTERS : The shoulders should be clean, muscular, well sloping with the shoulder blades close set at the withers. The upper arm should be at a right angle with the shoulder blade. Elbows neither in nor out. The forelegs should be muscular with strong but refined bone, straight and parallel when viewed from the front. When viewed from the side, the pasterns should show a slight slope to ensure flexibility of movement and the ability to turn quickly.

BODY : The ribs are well sprung and the chest must be deep rather than wide, with a firm level topline, strong and well-muscled loins and good depth of flank. The length of the dog from the forechest in a straight line to the buttocks, is greater than the height at the withers as 10 is to 9.

HINDQUARTERS : The hindquarters should show breadth and strength, with the croup rather long and sloping, the stifles well turned and the hocks fairly well let down. When viewed from behind, the hind legs, from the hocks to the feet, are straight and placed parallel, neither close nor too wide apart.

FEET : The feet should be round, strong, deep in pads, with close knit, well arched toes and strong short nails.

TAIL : The tail during rest should hang in a very slight curve. During movement or excitement it may be raised, but under no circumstances should the tail be carried past a vertical line drawn through the root. It should be furnished with a good brush. Set on position to blend with sloping croup, and it should reach approximately to the hock.

GAIT/MOVEMENT : To produce the almost limitless stamina demanded of a working sheepdog in wide open spaces the Kelpie must be perfectly sound, both in construction and movement. Any tendency to cow hocks, bow hocks, stiltiness, loose shoulders or restricted movement weaving or plaiting is a serious fault. Movement should be free and tireless and the dog must have the ability to turn suddenly at speed. When trotting the feet tend to come closer together at ground level as speed increases but when the dog comes to rest it stands four square.

COAT : The coat is a double coat with a short dense undercoat. The outercoat is close, each hair straight, hard, and lying flat, so that it is rain-resisting. Under the body, to behind the legs, the coat is longer and forms near the thigh a mild form of breeching. On the head (including the inside of the ears), to the front of the legs and feet, the hair is short. Along the neck it is longer and thicker forming a ruff. The tail should be furnished with a good brush. A coat either too long or too short is a fault. As an average, the hairs on the body should be from 2 to 3 cms (approx. 0.75 : 1.25 ins) in length.

COLOUR : Black, black and tan, red, red and tan, fawn, chocolate, and smoke blue.

SIZE :

Height: Dogs 46:51 cms (approx. 18:20 ins) at withers
Bitches 43:48 cms (approx. 17:19 ins) at withers

FAULTS : Any departure from the foregoing points should be considered a fault and the seriousness with which the fault should be regarded should be in exact proportion to its degree.

NOTE : Male animals should have two apparently normal testicles fully descended into the scrotum.

Any departure from the foregoing points should be considered a fault and the seriousness with which the fault should be regarded should be in exact proportion to its degree and its effect upon the health and welfare of the dog and on the dog's ability to perform its traditional work.

DOGS NEW ZEALAND

Official Breed Standard

Australian Shepherd



A breed standard is the guideline which describes the ideal characteristics, temperament, and appearance of a breed and ensures that the breed is fit for function with soundness essential. Breeders and judges should at all times be careful to avoid obvious conditions and exaggerations, as well as being mindful of features which could be detrimental in any way to the health, welfare or soundness of this breed.

Country of Development: United States of America.

General Appearance: The Australian Shepherd is well balanced, slightly longer than tall of medium size and bone, with colouring that offers variety and individuality. The Australian Shepherd is attentive and animated, lithe and agile, solid and muscular without cloddiness. The Australian Shepherd has a coat of moderate length and coarseness. The Australian Shepherd has a docked or natural bobbed tail.

Characteristics: The Australian Shepherd is an intelligent working dog of strong herding and guarding instincts. The Australian Shepherd is a loyal companion and has the stamina to work all day. The Australian Shepherd is an active dog with an even disposition, good-natured and seldom quarrelsome. They may be somewhat reserved in initial meetings.



Head and Skull: The head is clean cut, strong and dry. Overall size should be in proportion to the body. The muzzle is equal in length or slightly shorter than the back skull. Viewed from the side the topline of the back skull and muzzle form parallel planes, divided by a moderate, well-defined stop. The muzzle tapers little from base to nose and is rounded at the tip.

Skull: Top flat to slightly domed, it may show a slight occipital protuberance. Length and width are equal. Moderate well-defined stop. Muzzle tapers little from base to nose and is rounded at the tip.

Nose: Blue merles and blacks have black pigmentation on the nose (and lips). Red merles and reds have liver (brown) pigmentation on the nose (and lips). On the merles it is permissible to have small pink spots, however they should not exceed 25% of the nose on dogs over one year of age which is a serious fault.

Eyes: Are brown, blue, amber or any variation or combination thereof, including flecks and marbling. Almond shaped, not protruding nor sunken. The blue merles and blacks have black pigmentation on eye rims. The red merles and reds have liver (brown) pigmentation on eye rims.

Expression: Showing attentiveness and intelligence, alert and eager. Gaze should be keen but friendly.

Ears: Are triangular of moderate size and leather, set high on the head. At full attention they break forward and over, or to the side as a rose ear. Prick ears and hanging ears are severe faults.

Mouth - Teeth: A full compliment of strong white teeth should meet in a scissor bite or may meet in a level bite.

Loss of contact caused by short centre incisors in an otherwise correct bite shall not be judged undershot. Teeth broken or missing by accident shall not be penalised.

Neck: Is strong of moderate length, slightly arched at the crest, fitting well into the shoulders.

Forequarters - Shoulders: Shoulder blades are long, flat, fairly close set at the withers and well laid back. The upper arm, which should be relatively the same length as the shoulder blade, attaches at an approximate right angle to the shoulder line with forelegs dropping straight, on a perpendicular to the ground.

Legs: Straight and strong. Bone is strong, oval rather than round. Pasterns are medium length and very slightly sloped. Front dewclaws may be removed.

Body - Topline: Back is straight and strong, level and firm from withers to hip joints. The croup is moderately sloped. Chest is not broad but is deep with the lowest point reaching the elbow. The ribs are well sprung and long, neither barrel chested nor slab-sided. The underline shows a moderate tuck-up.

Hindquarters: The width of the hindquarters is equal to the width of the forequarters at the shoulders. The angulation of the pelvis and upper thigh corresponds to the angulation of the shoulder blade and upper arm, forming an approximate right angle. Stifles are clearly defined, hock joints moderately bent. The hocks (rear pasterns) are short, perpendicular to the ground and parallel to each other when viewed from the rear. Rear dewclaws must be removed.

Feet - Front & Hind: Are oval, compact with close knit, well arched toes. Pads are thick and resilient.

Tail: Is straight, customarily docked or naturally bobbed, not to exceed 10 cm (4 ins) in length.

Gait/Movement : The Australian Shepherd has a smooth, free and easy gait. He exhibits great agility of movement with a well-balanced, ground-covering stride. Fore and hind legs move straight and parallel with the centre line of the body. As speed increases, the feet (front and rear) converge towards the centre line of gravity of the dog, while the back remains firm and level. The Australian Shepherd must be agile and able to change direction or alter gait instantly.

Australian Shepherd continued...

Coat: Hair is of medium texture, straight to wavy, weather resistant and of medium length. The undercoat varies in quantity with variations in climate. Hair is short and smooth on the head, ears, front of forelegs and below the hockjoints. Backs of forelegs and britches are moderately feathered. There is a moderate mane and frill, more pronounced in dogs than in bitches. Non-typical coats are severe faults.

Colour: Blue merle, black, red merle, red – all with or without white markings and/or tan (copper) points, with no order of preference. The hairline of a white collar does not exceed the point of the withers at the skin. White is acceptable on the neck (either in part or as a full collar), chest, legs, muzzle underparts, blaze on head and white extension from underpart up to four inches measuring from a horizontal line at the elbow. White on the head should not predominate and the eyes must be fully surrounded by colour and pigment. Merles characteristically become darker with increasing age.

Size: The preferred height for males is 51-58.5 cm (20-23 ins) and females 45.5-53.5 cm (18-21 ins). Quality is not to be sacrificed in favour of size.

Proportion: Measuring from the breastbone to rear of thigh and from top of the withers to the ground the Australian Shepherd is slightly longer than tall.

Substance: Solidly built with moderate bone. Structure in the male reflects masculinity without coarseness. Bitches appear feminine without being slight of bone.

Faults: Any display of shyness, fear or aggression to be severely penalised. Pink spots on nose in dogs over one year of age, which exceed 25% of nose. Prick ears; hanging ears. Non-typical coats. Undershot. Overshot greater than 0.3 cm (1/8in). White body splashes, which means white on body between withers and tail, on sides between elbows and back of hindquarters on all colours.

Note: Male animals should have two apparently normal testicles fully descended into the scrotum.

Any departure from the foregoing points should be considered a fault and the seriousness with which the fault should be regarded should be in exact proportion to its degree and its effect upon the health and welfare of the dog and on the dog's ability to perform its traditional work.

DOGS NEW ZEALAND

Official Breed Standard

Beauceron



A breed standard is the guideline which describes the ideal characteristics, temperament, and appearance of a breed and ensures that the breed is fit for function with soundness essential. Breeders and judges should at all times be careful to avoid obvious conditions and exaggerations, as well as being mindful of features which could be detrimental in any way to the health, welfare or soundness of this breed.

GENERAL APPEARANCE: Large and solid. Unexaggerated, powerful, muscular build, without heaviness.

CHARACTERISTICS: Versatile, working/sheep herding dog.

Temperament: Bold, fearless, intelligent.

Head and Skull: In proportion to body. Skull flat or slightly rounded from side to side, slight furrow between eyes. Occiput well defined. Moderate stop set midway between tip of nose and occiput. Width of skull and depth of head slightly less than half length of head. In profile, top of strong muzzle appears parallel to top of skull. When viewed from side, narrow or snipy appearance undesirable.

Eyes: Dark, oval, medium sized, with well pigmented rims. Horizontally placed.

Ears: Dropped, flat, not set close to head. Length equal to half that of head.

Mouth: Teeth strong, full dentition. Jaws strong with a perfect, regular and complete scissor bite, ie upper teeth closely overlapping lower teeth and set square to the jaws.

Neck: Muscular, blending smoothly into withers. Strong, to give proud head carriage.

Forequarters: Shoulder blade and upper arm approximately equal in length and with moderate angulation. Well defined withers. Brisket reaching elbow. Chest wide and deep. Forelegs clean and muscular, medium bone and straight when seen from all angles.

Body: Firm, level back. Ribs long and well sprung. Loin wide, very muscular. Slightly sloping croup which determines the set of the tail. Length of body from withers to set on of tail slightly longer than height at withers. Bitches may be slightly longer than dogs.

Hindquarters: Moderately angulated stifle. Vertical from low set hock joint to foot. Well muscled. Seen from behind, legs parallel. Double dewclaws set close to foot.

Feet: Strong, round, tight, turning neither in nor out. Nails black, pads hard but supple.

Tail: Carried low and hanging straight, reaching to hock and with loose hook at end.

Gait/Movement: Effortless, supple and free, with good reach, to display strength and endurance in the extended trot.

Coat: Short on head. Short, rough, thick and coarse laying close to body. Approximately 3-4cm (1.25-1.5 ins) long. Slight breeching on rear of thigh and under tail. Undercoat short, fine, soft and dense, preferably light grey and not showing through topcoat.

Colour: Black and Tan: Markings rich and bright. Tan above eyes, on side of muzzle, narrowing on to cheeks but not reaching under ears. Two spots preferred on forechest rather than continuous band. Marked also on throat, under tail and on feet up to hock and pastern. Leg markings narrowing upwards on outside, but blending higher on inside. A few white hairs on chest permissible. Tricolour - Grey, Black and Tan: Coat has grey and black patches which are evenly distributed over body, with more black than grey. Tan markings as in Black and Tan.

Size:

Dogs: 65-70 cms (25½-27½ ins); Bitches: 63-68 cms (25-27 ins).

Faults: Any departure from the foregoing points should be considered a fault and the seriousness with which the fault should be regarded should be in exact proportion to its degree and its effect upon the health and welfare of the dog and on the dog's ability to perform its traditional work.

Note: Male animals should have two apparently normal testicles fully descended into the scrotum

Any departure from the foregoing points should be considered a fault and the seriousness with which the fault should be regarded should be in exact proportion to its degree and its effect upon the health and welfare of the dog and on the dog's ability to perform its traditional work.

DOGS NEW ZEALAND

Official Breed Standard

Bearded Collie



A breed standard is the guideline which describes the ideal characteristics, temperament, and appearance of a breed and ensures that the breed is fit for function with soundness essential. Breeders and judges should at all times be careful to avoid obvious conditions and exaggerations, as well as being mindful of features which could be detrimental in any way to the health, welfare or soundness of this breed.

CHARACTERISTICS: The Bearded Collie should be alert, lively, self-confident and active. The temperament should be that of a steady intelligent working dog, with no signs of nervousness or aggression.

GENERAL APPEARANCE: A lean active dog, longer than it is high in an approximate proportion of 5-4, measured from point of chest to point of buttock. Bitches may be slightly longer. The breed, though strongly made, should show plenty of daylight under the body and should not look too heavy. A bright, enquiring expression is a distinctive feature of the breed.

Head and Skull: The head should be in proportion to the size of the dog. The skull broad and flat and square, the distance between stop and occiput being equal to the width between the orifices of the ears. The muzzle strong and equal in length to the distance between the stop and the occiput, the whole effect being that of a dog with strength of muzzle and plenty of brain room. The stop should be moderate. The nose large and square, generally black but normally following the coat colour in blues and browns. The nose and lips should be of solid colour without spots or patches. Pigmentation of lips and eyerims should follow nose colour.



Eyes: The eyes should tone with coat in colour, be set widely apart and be large, soft and affectionate, but not protruding. The eyebrows arched up and forward but not so long as to obscure the eyes.

Ears: The ears of medium size and drooping. When the dog is alert, the ears should lift at the base level with, but not above, the top of the skull, increasing the apparent breadth of the skull.

Mouth: The teeth large and white, the incisors of the lower jaw fitting tightly behind those of the upper jaw. However, a pincer bite is acceptable.

Neck: Moderate length, muscular and slightly arched.

Forequarters: The shoulders should slope well back: a line drawn through the centre of the shoulder blade should form a right angle (90 degrees) with the humerus. The shoulder blades at the withers should be separated only by the vertebrae but should slope outwards from there sufficiently to accommodate the desired spring of rib. Legs straight and vertical, with good bone and covered with shaggy hair all round. Pasterns flexible without weakness.

Body: The length of the back should come from the length of the ribcage and not that of the loin. The back level and ribs well-sprung but not barrelled. The loins should be strong and the chest deep, giving plenty of heart and lung room.

Hindquarters: Well-muscled with good second thighs, well-bent stifles and low hocks. The lower leg should fall at a right angle to the ground and, in normal stance, should be just behind a line vertically below the point of the buttock.

Feet: Oval in shape with the soles well-padded. The toes arched and close together, well covered with hair, including between the pads.

Gait: Movement should be supple, smooth and long reaching, covering the ground with the minimum of effort.

Tail: Set low, without kink or twist, and long enough for the end of the bone to reach at least the point of the hock. Carried low with an upward swirl at the tip whilst standing or walking, but may be extended at speed. Never carried over the back. Covered with abundant hair.

Coat: Double with the undercoat soft, furry and close. Outercoat flat, harsh, strong and shaggy, free from woolliness and curl, though a slight wave is permissible. Length and density of the hair should be sufficient to provide a protective coat and to enhance the shape of the dog, but not enough to obscure the natural lines of the body. The coat must not be trimmed in any way. On the head, the bridge of the nose should be sparsely covered with hair which is slightly longer on the side just to cover the lips. From the cheeks, the lower lips and under the chin, the coat should increase in length towards the chest, forming the typical beard.

Colour: Slate grey, reddish fawn, black, blue, all shades of grey, brown and sandy, with or without white markings. Never merle or dapple. Where white occurs it should appear on the foreface, as a blaze on the skull, on the tip of the tail, on the chest, legs and feet and, if around the collar, the roots of the white hair should not extend behind the shoulder. White should not appear above the hocks on the outside of the hind legs. Slight tan markings are acceptable on the eyebrows, inside the ears, on the cheeks, under the root of the tail, and on the legs where white joins the main colour.

Size: Ideal height at the shoulder: Dogs 53 - 56 cm (21-22 in). Bitches 51 - 53 cm (20- 21 in).

Overall quality and proportions should be considered before size but excessive variation from the ideal height should be discouraged.

Faults: Any departure from the foregoing points should be considered a fault and the seriousness with which the fault is regarded should be in exact proportion to its degree.

Note: Male animals should have two apparently normal testicles fully descended into the scrotum.

Any departure from the foregoing points should be considered a fault and the seriousness with which the fault should be regarded should be in exact proportion to its degree and its effect upon the health and welfare of the dog and on the dog's ability to perform its traditional work.

DOGS NEW ZEALAND

Official Breed Standard

Belgian Shepherd Dog (Groenendael)



A breed standard is the guideline which describes the ideal characteristics, temperament, and appearance of a breed and ensures that the breed is fit for function with soundness essential. Breeders and judges should at all times be careful to avoid obvious conditions and exaggerations, as well as being mindful of features which could be detrimental in any way to the health, welfare or soundness of this breed.

ORIGIN: Belgium.

DATE OF PUBLICATION OF OFFICIAL VALID STANDARD: 13.03.2001.

UTILISATION: Originally a sheep dog, today a working dog (guarding, defence, tracking, etc.) and an all-purpose service dog, as well as a family dog.

FCI-CLASSIFICATION: Group 1 Sheepdogs and Cattle Dogs (except Swiss Cattle dogs). Section 1 Sheepdogs. With working trial.

BRIEF HISTORICAL SUMMARY: In Belgium, at the end of the 1800s, there were a great many herding dogs, whose type was varied and whose coats were extremely dissimilar. In order to rationalise this state of affairs, some enthusiastic dog fanciers formed a group and sought guidance from Prof. A. Reul of the Cureghem Veterinary Medical School, whom one must consider to have been the real pioneer and founder of the breed.

The breed was officially born between 1891 and 1897. On September 29th, 1891, the Belgian Shepherd Dog Club (Club du Chien de Berger Belge) was founded in Brussels and in the same year on November 15th in Cureghem, Professor A. Reul organised a gathering of 117 dogs, which allowed him to carry out a return and choose the best specimens. In the following years they began a real programme of selection, carrying out some very close interbreeding involving a few stud dogs.

By April 3rd, 1892, a first detailed breed standard had already been drawn up by the Belgian Shepherd Dog Club. One single breed was allowed, with three coat varieties. However, as was said at the time, the Belgian Shepherd only belonged to ordinary people and therefore the breed still lacked status. As a result, it wasn't until 1901 that the first Belgian Shepherds were registered with the Royal Saint-Hubert Society Stud Book (L.O.S.H.).

During the following years, the prime movers among the Belgian Shepherd enthusiasts set to work with great determination to unify the type and correct the faults. It can be said that by 1910 the type and temperament of the Belgian Shepherd had been established.

During the history of the Belgian Shepherd, the question of differing but acceptable varieties and colours had led to many heated discussions. On the other hand, anything involving morphology, temperament and suitability for work has never caused any disagreement.

GENERAL APPEARANCE: The Belgian Shepherd is a mediolined dog, harmoniously proportioned, combining elegance and power, of medium size, with dry, strong muscle, fitting into a square, rustic, used to the open air life and built to resist the frequent atmospheric variations of the Belgian climate.

Through the harmony of its shape and its high head-carriage, the Belgian Shepherd should give the impression of that elegant strength which has become the heritage of the selected representatives of a working breed. The Belgian Shepherd is to be judged in its natural stance, without physical contact with the handler.

IMPORTANT PROPORTIONS: The Belgian Shepherd dog can be fitted into a square. The chest is let down to the level of the elbows. The length of the muzzle is equal to or slightly longer than half the length of the head.

BEHAVIOUR/TEMPERAMENT: The Belgian Shepherd is a watchful and active dog, bursting with energy, and always ready to leap into action. As well as its innate skill at guarding flocks, it also possesses the highly prized qualities of the best guard dog of property. Without any hesitation it is the stubborn and keen protector of its owner. It brings together all those qualities necessary for a shepherd, guard, defence and service dog.

Its lively, alert temperament and its confident nature, showing no fear or aggressiveness, should be obvious in its body stance and the proud attentive expression in its sparkling eyes.

When judging this breed, one should take into consideration its calm and fearless temperament.

HEAD: Carried high, long without exaggeration, rectilinear, well chiselled and dry. Skull and muzzle are roughly equal in length, with at the most a very slight bias in favour of the muzzle which puts the finishing touch to the whole head.

CRANIAL REGION: Of medium width, in proportion with the length of the head, with a forehead flat rather than round, frontal groove not very pronounced; in profile, parallel to imaginary line extending muzzle line; occipital crest little developed; brow ridges and zygomatic arches not prominent.

Stop: Moderate.

FACIAL REGION:

Nose: Black.

Muzzle: Medium length and well chiselled under the eyes; narrowing gradually toward the nose, like an elongated wedge; bridge of the nose straight and parallel to the continuation of the topline of the forehead; mouth well split, which means that when the mouth is open the commissures of the lips are pulled right back, the jaws being well apart.

Lips: Thin, tight and strongly pigmented.

Jaws/teeth: Strong, white teeth, regularly and strongly set in well-developed jaws. Scissor bite; pincer bite, which is preferred by sheep and livestock herders, is tolerated. Complete dentition according to the dental formula; the absence of two premolars 1 (2 P1) is tolerated and the molars 3 (M3) are not taken into consideration.

Belgian Shepherd (Groenendael) continued...

Cheeks: dry and quite flat, although muscled.

EYES: Medium size, neither protruding nor sunken, slightly almond-shaped, obliquely set, brownish colour, preferably dark; black rimmed eyelids; direct, lively, intelligent and enquiring look.

EARS: Rather small, set high, distinctly triangular appearance, well-rounded outer ear, pointed tips, stiff, carried upright and vertical when dog is alert.

NECK: Well standing out, slightly elongated, rather upright, well-muscled, broadening gradually towards the shoulders, without dewlap, nape slightly arched.

BODY: Powerful without being heavy; length from point of shoulder to point of buttock approximately equal to height at withers.

Topline: upper line of back and loins is straight. Withers: Pronounced.

Back: firm, short and well-muscled.

Loins: Solid, short, sufficiently broad, well-muscled.

Croup: well-muscled; only very slightly sloping; sufficiently broad but not excessively so.

Chest: little broad, but well let down; upper part of ribs arched; seen from the front forechest little broad, but without being narrow.

Underline: Begins below the chest and rises gently in a harmonious curve towards the belly, which is neither drooping nor tucked up, but slightly raised and moderately developed.

TAIL: Well set on, strong at the base, of medium length, reaching at least to hock, but preferably further; at rest carried down, with tip curved backwards at level of hock; more raised when moving, although without passing the horizontal, the curve towards the tip becoming more accentuated, without ever at any time forming a hook or deviation.

LIMBS

FOREQUARTERS:

General view: Bone solid but not heavy; muscle dry and strong; front legs upright from all sides and perfectly parallel when seen from the front.

Shoulder: Shoulder blade long and oblique, well attached, forming a sufficient angle with the humerus, ideally measuring 110-115 degrees.

Upper arm: Long and sufficiently oblique. Elbow: Firm, neither turning out nor tied in. Forearm: Long and straight.

Wrist (carpus): very firm and clean.

Front pastern (metacarpus): Strong and short, as perpendicular to the ground as possible or only very slightly sloping forward.

Forefeet: Round, cat feet; toes arched and well closed; pads thick and springy; nails dark and strong.

HINDQUARTERS:

General view: Powerful, but not heavy; in profile hindlegs are upright and seen from behind perfectly parallel.

Upper thigh: Medium length, broad and strongly muscled.

Stifle: approximately on the plumb line from the hip; normal stifle angulation.

Lower thigh: Medium length, broad and muscled.

Hock: Close to the ground, broad and muscled, moderate angulation. Back pastern (metatarsus): Solid and short; dewclaws not desirable. Hind feet: may be light oval; toes arched and well closed; pads thick and springy; nails dark and strong.

GAIT / MOVEMENT: Lively and free movement at all gaits; the Belgian Shepherd is a good galloper but its normal gaits are the walk and especially the trot; limbs move parallel to the median plane of the body. At high speed the feet come nearer to the

median plane; at the trot the reach is medium, the movement even and easy, with good rear drive, and the topline remains tight while the front legs are not lifted too high. Always on the move, the Belgian Shepherd seems tireless; its gait is fast, springy and lively. It is capable of suddenly changing direction at full speed. Due to its exuberant character and its desire to guard and protect, it has a definite tendency to move in circles.

SKIN: Elastic but taut over all the body; edges of lips and eyelids strongly pigmented.

COATS AND VARIETIES: Since the coat varies in length, direction, appearance and colour among Belgian Shepherds, this particular point has been adopted as the criterion for distinguishing between the four varieties of the breed: the Groenendael, the Tervueren, the Malinois and the Laekenois.

These four varieties are judged separately and can each be awarded a CAC, a CACIB or a reserve title.

Hair: In all the varieties the hair must always be dense, close-fitting and of good texture, with the woolly undercoat forming an excellent protective covering.

A. LONG HAIR: The hair is short on the head, the outer side of the ears and the lower part of the legs, except on the rear side of the forearm which is covered from elbow to wrist by long hairs called fringes. The hair is long and smooth on the rest of the body and longer and more abundant around the neck and on the forechest, where it forms a collarette or ruff and a jabot or apron. The opening of the ear is protected by thick tufts of hair. From the base of the ear the hair is upright and frames the head. The back of the thighs is covered with very long abundant hair forming the culottes or breeches. The tail is furnished with long, abundant hair forming a plume.

The Groenendael and the Tervueren are the long-haired.

B. SHORT HAIR: The hair is very short on the head, the outer sides of the ears and the lower part of the legs. It is short over the rest of the body and fuller at the tail and around the neck where it forms a collarette or ruff which begins at the base of the ear, stretching as far as the throat. As well, the back of the thighs is fringed with longer hair. The tail is ear of corn shaped, but does not form a plume.

The Malinois is the short-haired.

C. ROUGH HAIR: What especially characterises the rough hair variety is the roughness and dryness of the hair, which, moreover, is rasping and tousled. About 6 cm long over the whole body, the hair is shorter on the top of the muzzle, the forehead and the legs. The hair around the eyes and those furnishing the muzzle should not be so long as to disguise the shape of the head. However, it is essential to have furnishings on the muzzle. The tail should not form a plume.

The Laekenois is the rough-haired.

Colour:

Mask: For Tervueren and Malinois the mask must be very pronounced and tend to encompass the top and bottom lip, the corners of the lips and the eyelids in one single black zone. A strict minimum of six points of skin pigmentation is called for: the two ears, the two upper eyelids and the two lips, upper and lower, which must be black.

Black overlay: In Tervueren and Malinois, the black overlay means that the hairs have a black tip which shades the base colour. This blackening is in any case "flamed" and must not be present in great patches nor in real stripes (brindled). In the Laekenois the black shading is more discreetly expressed.

Groenendael: Only uniform black.

Belgian Shepherd (Groenendael) continued...

Tervueren: Only fawn with black overlay or grey with black overlay, with black mask; however, the fawn with black overlay is still preferred. The fawn must be rich, neither light nor washed-out. Any dog whose coat colour is anything but fawn with black overlay or does not match the desired intensity of colour cannot be considered an elite specimen.

Malinois: Only fawn with black overlay and with black mask.

Laekenois: Only fawn with traces of black overlay, mainly on the muzzle and the tail. For all varieties: a small amount of white is tolerated on forechest and toes.

SIZE, WEIGHT AND MEASUREMENTS:

Height at withers: The ideal height at withers is on average - 62 cm for males - 58 cm for females.

Limits: 2 cm less, 4 cm more.

Weight: Males about 25-30 kg. Females about 20-25 kg.

Measurements: Average normal measures for an adult male Belgian Shepherd of 62 cm at the withers:

Length of body (from point of shoulder to point of buttock): 62 cm.

Length of head: 25 cm.

Length of muzzle: 12,5 – 13 cm.

FAULTS: Any departure from the foregoing points should be considered a fault and the seriousness with which the fault should be regarded should be in exact proportion to its degree and its effect upon the health and welfare of the dog.

- **General appearance:** Cloddy, lacking elegance; too light or too slender; longer than high; fitting into a rectangle.
- **Head:** heavy, too strong, lacking parallelism, not sufficiently chiselled or dry; forehead too rounded; stop too accentuated or too flat; muzzle too short or pinched; Roman nose; brow ridges or zygomatic arches too prominent.
- **Nose, lips and eyelids:** traces of depigmentation.
- **Dentition:** badly aligned incisors. Serious fault: lack of one incisor (1 I), one premolar 2 (1 P2), one premolar 3 (1 P3) or three premolars 1 (3 P1).
- **Eyes:** light, round.
- **Ears:** large, long, too broad at the base, set low, carried outward or inward.
- **Neck:** slender; short or deep set.
- **Body:** too long; thoracic cage too broad (cylindrical).
- **Withers:** flat, low.
- **Topline:** back and/or loins long, weak, sagging or arched.
- **Croup:** too sloping, overbuilt.
- **Underline:** too much or too little let down; too much belly.
- **Tail:** set too low; carried too high, forming a hook, deviated.
- **Limbs:** bone too light or too heavy; bad upright stance in profile (e.g. front pasterns too sloping or weak wrists), from the front (feet turning in or out, out at elbow, etc.), or from behind (hindlegs too close, too wide apart or barrel shaped, hocks close or open, etc.); too little or exaggeratedly angulated.
- **Feet:** spreading.
- **Gait:** moving close, too short a stride, too little drive, poor back transmission, high stepping action.
- **Coat:** all four varieties: insufficient undercoat.
- **Groenendael and Tervueren:** woolly, wavy, curly hair; hair not long enough.

- **Malinois:** hair half-long where it should be short; smooth-haired; harsh hairs scattered in the short coat; wavy coat.
- **Laekenois:** hair too long, silky, wavy, crisp-haired or short; filled with fine hairs scattered in tufts in the rough hair; hairs too long around the eye or the lower end of the head (the chin); bushy tail.
- **Colour:** for all four varieties: white marking on chest forming tie; white on the feet going beyond toes. Groenendael: reddish tinges in the coat; grey breeches. Tervueren: grey.
- **Tervuren and Malinois:** brindle; tints not warm enough; not enough or too much black overlay or set in patches over the body; not enough mask.
- **Tervueren, Malinois and Laekenois:** too light a fawn; a base colour which is very diluted, named washed-out, is considered a serious fault.

Temperament: specimens lacking in self-confidence or overly nervous.

VERY SERIOUS FAULTS:

Temperament: aggressive or timid specimens.

Any dog clearly showing physical or behavioural abnormalities.

General appearance: lack of breed type.

Dentition: overshot; undershot, even if contact is not lost (reverse scissor bite); crossbite; absence of one canine (1 C), one upper carnassial (1 P4) or lower carnassial (1 M1), one molar (1 M1 - upper jaw- or 1 M2; M3 are not taken into account), one premolar 3 (1 P3) plus one other tooth or a total of three teeth (excluding the premolars 1) or more.

Nose, lips, eyelids: strong depigmentation.

Ears: drooping or artificially kept erect.

Tail: missing or shortened, at birth or by docking; carried too high and ringed or curled.

Coat: lack of undercoat.

Colour: any colours which do not correspond with those of the described varieties; too widespread white markings on forechest, especially if they reach as far as the neck; white on feet going more than halfway up the front or the back pasterns and forming socks; white markings anywhere other than forechest and toes; lack of mask, including a muzzle of lighter colour than the rest of the coat in Tervueren and Malinois.

Size: outside the limits laid down.

N.B.: Male animals should have two apparently normal testicles fully descended into the scrotum.

Only functionally and clinically healthy dogs, with breed typical conformation, should be used for breeding.

CROSSBREEDING – MATINGS BETWEEN VARIETIES:

Any matings between varieties are forbidden, except in exceptional circumstances, when this ban can be lifted by the appropriate and official breed councils (Text 1974, drawn up in Paris).

Any departure from the foregoing points should be considered a fault and the seriousness with which the fault should be regarded should be in exact proportion to its degree and its effect upon the health and welfare of the dog and on the dog's ability to perform its traditional work.

DOGS NEW ZEALAND

Official Breed Standard

Belgian Shepherd Dog (Laekenois)



A breed standard is the guideline which describes the ideal characteristics, temperament, and appearance of a breed and ensures that the breed is fit for function with soundness essential. Breeders and judges should at all times be careful to avoid obvious conditions and exaggerations, as well as being mindful of features which could be detrimental in any way to the health, welfare or soundness of this breed.

ORIGIN: Belgium.

DATE OF PUBLICATION OF OFFICIAL VALID STANDARD: 13.03.2001.

UTILISATION: Originally a sheep dog, today a working dog (guarding, defence, tracking, etc.) and an all-purpose service dog, as well as a family dog.

FCI-CLASSIFICATION: Group 1 Sheepdogs and Cattle Dogs (except Swiss Cattle dogs). Section 1 Sheepdogs. With working trial.

BRIEF HISTORICAL SUMMARY: In Belgium, at the end of the 1800s, there were a great many herding dogs, whose type was varied and whose coats were extremely dissimilar. In order to rationalise this state of affairs, some enthusiastic dog fanciers formed a group and sought guidance from Prof. A. Reul of the Cureghem Veterinary Medical School, whom one must consider to have been the real pioneer and founder of the breed.

The breed was officially born between 1891 and 1897. On September 29th, 1891, the Belgian Shepherd Dog Club (Club du Chien de Berger Belge) was founded in Brussels and in the same year on November 15th in Cureghem, Professor A. Reul organised a gathering of 117 dogs, which allowed him to carry out a return and choose the best specimens. In the following years they began a real programme of selection, carrying out some very close interbreeding involving a few stud dogs.

By April 3rd, 1892, a first detailed breed standard had already been drawn up by the Belgian Shepherd Dog Club. One single breed was allowed, with three coat varieties. However, as was said at the time, the Belgian Shepherd only belonged to ordinary people and therefore the breed still lacked status. As a result, it wasn't until 1901 that the first Belgian Shepherds were registered with the Royal Saint-Hubert Society Stud Book (L.O.S.H.).

During the following years, the prime movers among the Belgian Shepherd enthusiasts set to work with great determination to unify the type and correct the faults. It can be said that by 1910 the type and temperament of the Belgian Shepherd had been established.

During the history of the Belgian Shepherd, the question of differing but acceptable varieties and colours had led to many heated discussions. On the other hand, anything involving morphology, temperament and suitability for work has never caused any disagreement.

GENERAL APPEARANCE: The Belgian Shepherd is a mediolined dog, harmoniously proportioned, combining elegance and power, of medium size, with dry, strong muscle, fitting into a square, rustic, used to the open air life and built to resist the frequent atmospheric variations of the Belgian climate.

Through the harmony of its shape and its high head-carriage, the Belgian Shepherd should give the impression of that elegant strength which has become the heritage of the selected representatives of a working breed. The Belgian Shepherd is to be judged in its natural stance, without physical contact with the handler.

IMPORTANT PROPORTIONS: The Belgian Shepherd dog can be fitted into a square. The chest is let down to the level of the elbows. The length of the muzzle is equal to or slightly longer than half the length of the head.

BEHAVIOUR/TEMPERAMENT: The Belgian Shepherd is a watchful and active dog, bursting with energy, and always ready to leap into action. As well as its innate skill at guarding flocks, it also possesses the highly prized qualities of the best guard dog of property. Without any hesitation it is the stubborn and keen protector of its owner. It brings together all those qualities necessary for a shepherd, guard, defence and service dog.

Its lively, alert temperament and its confident nature, showing no fear or aggressiveness, should be obvious in its body stance and the proud attentive expression in its sparkling eyes.

When judging this breed, one should take into consideration its calm and fearless temperament.

HEAD: Carried high, long without exaggeration, rectilinear, well chiselled and dry. Skull and muzzle are roughly equal in length, with at the most a very slight bias in favour of the muzzle which puts the finishing touch to the whole head.

CRANIAL REGION: Of medium width, in proportion with the length of the head, with a forehead flat rather than round, frontal groove not very pronounced; in profile, parallel to imaginary line extending muzzle line; occipital crest little developed; brow ridges and zygomatic arches not prominent.

Stop: Moderate.

FACIAL REGION:

Nose: Black.

Muzzle: Medium length and well chiselled under the eyes; narrowing gradually toward the nose, like an elongated wedge; bridge of the nose straight and parallel to the continuation of the topline of the forehead; mouth well split, which means that when the mouth is open the commissures of the lips are pulled right back, the jaws being well apart.

Lips: Thin, tight and strongly pigmented.

Jaws/teeth: Strong, white teeth, regularly and strongly set in well-developed jaws. Scissor bite; pincer bite, which is preferred by sheep and livestock herders, is tolerated. Complete dentition according to the dental formula; the absence of two premolars 1 (2 P1) is tolerated and the molars 3 (M3) are not taken into consideration.

Cheeks: dry and quite flat, although muscled.

Belgian Shepherd (Laekinois) continued...

EYES: Medium size, neither protruding nor sunken, slightly almond-shaped, obliquely set, brownish colour, preferably dark; black rimmed eyelids; direct, lively, intelligent and enquiring look.

EARS: Rather small, set high, distinctly triangular appearance, well-rounded outer ear, pointed tips, stiff, carried upright and vertical when dog is alert.

NECK: Well standing out, slightly elongated, rather upright, well-muscled, broadening gradually towards the shoulders, without dewlap, nape slightly arched.

BODY: Powerful without being heavy; length from point of shoulder to point of buttock approximately equal to height at withers.

Topline: upper line of back and loins is straight. Withers: Pronounced.

Back: firm, short and well-muscled.

Loins: Solid, short, sufficiently broad, well-muscled.

Croup: well-muscled; only very slightly sloping; sufficiently broad but not excessively so.

Chest: little broad, but well let down; upper part of ribs arched; seen from the front forechest little broad, but without being narrow.

Underline: Begins below the chest and rises gently in a harmonious curve towards the belly, which is neither drooping nor tucked up, but slightly raised and moderately developed.

TAIL: Well set on, strong at the base, of medium length, reaching at least to hock, but preferably further; at rest carried down, with tip curved backwards at level of hock; more raised when moving, although without passing the horizontal, the curve towards the tip becoming more accentuated, without ever at any time forming a hook or deviation.

LIMBS

FOREQUARTERS:

General view: Bone solid but not heavy; muscle dry and strong; front legs upright from all sides and perfectly parallel when seen from the front.

Shoulder: Shoulder blade long and oblique, well attached, forming a sufficient angle with the humerus, ideally measuring 110-115 degrees.

Upper arm: Long and sufficiently oblique. Elbow: Firm, neither turning out nor tied in. Forearm: Long and straight.

Wrist (carpus): very firm and clean.

Front pastern (metacarpus): Strong and short, as perpendicular to the ground as possible or only very slightly sloping forward.

Forefeet: Round, cat feet; toes arched and well closed; pads thick and springy; nails dark and strong.

HINDQUARTERS:

General view: Powerful, but not heavy; in profile hindlegs are upright and seen from behind perfectly parallel.

Upper thigh: Medium length, broad and strongly muscled.

Stifle: approximately on the plumb line from the hip; normal stifle angulation.

Lower thigh: Medium length, broad and muscled.

Hock: Close to the ground, broad and muscled, moderate angulation. Back pastern (metatarsus): Solid and short; dewclaws not desirable. Hind feet: may be light oval; toes arched and well closed; pads thick and springy; nails dark and strong.

GAIT / MOVEMENT: Lively and free movement at all gaits; the Belgian Shepherd is a good galloper but its normal gaits are the walk and especially the trot; limbs move parallel to the median plane of the body. At high speed the feet come nearer to the median plane; at the trot the reach is medium, the movement even and easy, with good rear drive, and the topline remains tight

while the front legs are not lifted too high. Always on the move, the Belgian Shepherd seems tireless; its gait is fast, springy and lively. It is capable of suddenly changing direction at full speed. Due to its exuberant character and its desire to guard and protect, it has a definite tendency to move in circles.

SKIN: Elastic but taut over all the body; edges of lips and eyelids strongly pigmented.

COATS AND VARIETIES: Since the coat varies in length, direction, appearance and colour among Belgian Shepherds, this particular point has been adopted as the criterion for distinguishing between the four varieties of the breed: the Groenendael, the Tervueren, the Malinois and the Laekinois.

These four varieties are judged separately and can each be awarded a CAC, a CACIB or a reserve title.

Hair: In all the varieties the hair must always be dense, close-fitting and of good texture, with the woolly undercoat forming an excellent protective covering.

A. LONG HAIR: The hair is short on the head, the outer side of the ears and the lower part of the legs, except on the rear side of the forearm which is covered from elbow to wrist by long hairs called fringes. The hair is long and smooth on the rest of the body and longer and more abundant around the neck and on the forechest, where it forms a collarette or ruff and a jabot or apron. The opening of the ear is protected by thick tufts of hair. From the base of the ear the hair is upright and frames the head. The back of the thighs is covered with very long abundant hair forming the culottes or breeches. The tail is furnished with long, abundant hair forming a plume.

The Groenendael and the Tervueren are the long-haired.

B. SHORT HAIR: The hair is very short on the head, the outer sides of the ears and the lower part of the legs. It is short over the rest of the body and fuller at the tail and around the neck where it forms a collarette or ruff which begins at the base of the ear, stretching as far as the throat. As well, the back of the thighs is fringed with longer hair. The tail is ear of corn shaped, but does not form a plume.

The Malinois is the short-haired.

C. ROUGH HAIR: What especially characterises the rough hair variety is the roughness and dryness of the hair, which, moreover, is rasping and tousled. About 6 cm long over the whole body, the hair is shorter on the top of the muzzle, the forehead and the legs. The hair around the eyes and those furnishing the muzzle should not be so long as to disguise the shape of the head. However, it is essential to have furnishings on the muzzle. The tail should not form a plume.

The Laekinois is the rough-haired.

Colour:

Mask: For Tervueren and Malinois the mask must be very pronounced and tend to encompass the top and bottom lip, the corners of the lips and the eyelids in one single black zone. A strict minimum of six points of skin pigmentation is called for: the two ears, the two upper eyelids and the two lips, upper and lower, which must be black.

Black overlay: In Tervueren and Malinois, the black overlay means that the hairs have a black tip which shades the base colour. This blackening is in any case "flamed" and must not be present in great patches nor in real stripes (brindled). In the Laekinois the black shading is more discreetly expressed.

Groenendael: Only uniform black.

Belgian Shepherd (Laekinois) continued...

Tervueren: Only fawn with black overlay or grey with black overlay, with black mask; however, the fawn with black overlay is still preferred. The fawn must be rich, neither light nor washed-out. Any dog whose coat colour is anything but fawn with black overlay or does not match the desired intensity of colour cannot be considered an elite specimen.

Malinois: Only fawn with black overlay and with black mask.

Laekinois: Only fawn with traces of black overlay, mainly on the muzzle and the tail. For all varieties: a small amount of white is tolerated on forechest and toes.

SIZE, WEIGHT AND MEASUREMENTS:

Height at withers: The ideal height at withers is on average - 62 cm for males - 58 cm for females.

Limits: 2 cm less, 4 cm more.

Weight: Males about 25-30 kg. Females about 20-25 kg.

Measurements: Average normal measures for an adult male Belgian Shepherd of 62 cm at the withers:

Length of body (from point of shoulder to point of buttock): 62 cm.

Length of head: 25 cm.

Length of muzzle: 12,5 – 13 cm.

FAULTS: Any departure from the foregoing points should be considered a fault and the seriousness with which the fault should be regarded should be in exact proportion to its degree and its effect upon the health and welfare of the dog.

- **General appearance:** Cloddy, lacking elegance; too light or too slender; longer than high; fitting into a rectangle.
- **Head:** heavy, too strong, lacking parallelism, not sufficiently chiselled or dry; forehead too rounded; stop too accentuated or too flat; muzzle too short or pinched; Roman nose; brow ridges or zygomatic arches too prominent.
- **Nose, lips and eyelids:** traces of depigmentation.
- **Dentition:** badly aligned incisors. Serious fault: lack of one incisor (1 I), one premolar 2 (1 P2), one premolar 3 (1 P3) or three premolars 1 (3 P1).
- **Eyes:** light, round.
- **Ears:** large, long, too broad at the base, set low, carried outward or inward.
- **Neck:** slender; short or deep set.
- **Body:** too long; thoracic cage too broad (cylindrical).
- **Withers:** flat, low.
- **Topline:** back and/or loins long, weak, sagging or arched.
- **Croup:** too sloping, overbuilt.
- **Underline:** too much or too little let down; too much belly.
- **Tail:** set too low; carried too high, forming a hook, deviated.
- **Limbs:** bone too light or too heavy; bad upright stance in profile (e.g. front pasterns too sloping or weak wrists), from the front (feet turning in or out, out at elbow, etc.), or from behind (hindlegs too close, too wide apart or barrel shaped, hocks close or open, etc.); too little or exaggeratedly angulated.
- **Feet:** spreading.
- **Gait:** moving close, too short a stride, too little drive, poor back transmission, high stepping action.
- **Coat:** all four varieties: insufficient undercoat.
- **Groenendael and Tervueren:** woolly, wavy, curly hair; hair not long enough.
- **Malinois:** hair half-long where it should be short; smooth-haired; harsh hairs scattered in the short coat; wavy coat.

- **Laekinois:** hair too long, silky, wavy, crisp-haired or short; filled with fine hairs scattered in tufts in the rough hair; hairs too long around the eye or the lower end of the head (the chin); bushy tail.
- **Colour:** for all four varieties: white marking on chest forming tie; white on the feet going beyond toes. Groenendael: reddish tinges in the coat; grey breeches. Tervueren: grey.
- **Tervuren and Malinois:** brindle; tints not warm enough; not enough or too much black overlay or set in patches over the body; not enough mask.
- **Tervueren, Malinois and Laekinois:** too light a fawn; a base colour which is very diluted, named washed-out, is considered a serious fault.

Temperament: specimens lacking in self-confidence or overly nervous.

VERY SERIOUS FAULTS:

Temperament: aggressive or timid specimens.

Any dog clearly showing physical or behavioural abnormalities.

General appearance: lack of breed type.

Dentition: overshot; undershot, even if contact is not lost (reverse scissor bite); crossbite; absence of one canine (1 C), one upper carnassial (1 P4) or lower carnassial (1 M1), one molar (1 M1 - upper jaw- or 1 M2; M3 are not taken into account), one premolar 3 (1 P3) plus one other tooth or a total of three teeth (excluding the premolars 1) or more.

Nose, lips, eyelids: strong depigmentation.

Ears: drooping or artificially kept erect.

Tail: missing or shortened, at birth or by docking; carried too high and ringed or curled.

Coat: lack of undercoat.

Colour: any colours which do not correspond with those of the described varieties; too widespread white markings on forechest, especially if they reach as far as the neck; white on feet going more than halfway up the front or the back pasterns and forming socks; white markings anywhere other than forechest and toes; lack of mask, including a muzzle of lighter colour than the rest of the coat in Tervueren and Malinois.

Size: outside the limits laid down.

N.B.: Male animals should have two apparently normal testicles fully descended into the scrotum.

Only functionally and clinically healthy dogs, with breed typical conformation, should be used for breeding.

CROSSBREEDING – MATINGS BETWEEN VARIETIES:


Any matings between varieties are forbidden, except in exceptional circumstances, when this ban can be lifted by the appropriate and official breed councils (Text 1974, drawn up in Paris).

Any departure from the foregoing points should be considered a fault and the seriousness with which the fault should be regarded should be in exact proportion to its degree and its effect upon the health and welfare of the dog and on the dog's ability to perform its traditional work.

DOGS NEW ZEALAND

Official Breed Standard

Belgian Shepherd Dog (Malinois)



A breed standard is the guideline which describes the ideal characteristics, temperament, and appearance of a breed and ensures that the breed is fit for function with soundness essential. Breeders and judges should at all times be careful to avoid obvious conditions and exaggerations, as well as being mindful of features which could be detrimental in any way to the health, welfare or soundness of this breed.

ORIGIN: Belgium.

DATE OF PUBLICATION OF OFFICIAL VALID STANDARD: 13.03.2001.

UTILISATION: Originally a sheep dog, today a working dog (guarding, defence, tracking, etc.) and an all-purpose service dog, as well as a family dog.

FCI-CLASSIFICATION: Group 1 Sheepdogs and Cattle Dogs (except Swiss Cattle dogs). Section 1 Sheepdogs. With working trial.

BRIEF HISTORICAL SUMMARY: In Belgium, at the end of the 1800s, there were a great many herding dogs, whose type was varied and whose coats were extremely dissimilar. In order to rationalise this state of affairs, some enthusiastic dog fanciers formed a group and sought guidance from Prof. A. Reul of the Cureghem Veterinary Medical School, whom one must consider to have been the real pioneer and founder of the breed.

The breed was officially born between 1891 and 1897. On September 29th, 1891, the Belgian Shepherd Dog Club (Club du Chien de Berger Belge) was founded in Brussels and in the same year on November 15th in Cureghem, Professor A. Reul organised a gathering of 117 dogs, which allowed him to carry out a return and choose the best specimens. In the following years they began a real programme of selection, carrying out some very close interbreeding involving a few stud dogs.

By April 3rd, 1892, a first detailed breed standard had already been drawn up by the Belgian Shepherd Dog Club. One single breed was allowed, with three coat varieties. However, as was said at the time, the Belgian Shepherd only belonged to ordinary people and therefore the breed still lacked status. As a result, it wasn't until 1901 that the first Belgian Shepherds were registered with the Royal Saint-Hubert Society Stud Book (L.O.S.H.).

During the following years, the prime movers among the Belgian Shepherd enthusiasts set to work with great determination to unify the type and correct the faults. It can be said that by 1910 the type and temperament of the Belgian Shepherd had been established.

During the history of the Belgian Shepherd, the question of differing but acceptable varieties and colours had led to many

heated discussions. On the other hand, anything involving morphology, temperament and suitability for work has never caused any disagreement.

GENERAL APPEARANCE: The Belgian Shepherd is a mediolateral dog, harmoniously proportioned, combining elegance and power, of medium size, with dry, strong muscle, fitting into a square, rustic, used to the open air life and built to resist the frequent atmospheric variations of the Belgian climate.

Through the harmony of its shape and its high head-carriage, the Belgian Shepherd should give the impression of that elegant strength which has become the heritage of the selected representatives of a working breed. The Belgian Shepherd is to be judged in its natural stance, without physical contact with the handler.

IMPORTANT PROPORTIONS: The Belgian Shepherd dog can be fitted into a square. The chest is let down to the level of the elbows. The length of the muzzle is equal to or slightly longer than half the length of the head.

BEHAVIOUR / TEMPERAMENT: The Belgian Shepherd is a watchful and active dog, bursting with energy, and always ready to leap into action. As well as its innate skill at guarding flocks, it also possesses the highly prized qualities of the best guard dog of property. Without any hesitation it is the stubborn and keen protector of its owner. It brings together all those qualities necessary for a shepherd, guard, defence and service dog.

Its lively, alert temperament and its confident nature, showing no fear or aggressiveness, should be obvious in its body stance and the proud attentive expression in its sparkling eyes.

When judging this breed, one should take into consideration its calm and fearless temperament.

HEAD: Carried high, long without exaggeration, rectilinear, well chiselled and dry. Skull and muzzle are roughly equal in length, with at the most a very slight bias in favour of the muzzle which puts the finishing touch to the whole head.

CRANIAL REGION: Of medium width, in proportion with the length of the head, with a forehead flat rather than round, frontal groove not very pronounced; in profile, parallel to imaginary line extending muzzle line; occipital crest little developed; brow ridges and zygomatic arches not prominent.

Stop: Moderate.

FACIAL REGION:

Nose: Black.

Muzzle: Medium length and well chiselled under the eyes; narrowing gradually toward the nose, like an elongated wedge; bridge of the nose straight and parallel to the continuation of the topline of the forehead; mouth well split, which means that when the mouth is open the commissures of the lips are pulled right back, the jaws being well apart.

Lips: Thin, tight and strongly pigmented.

Jaws/teeth: Strong, white teeth, regularly and strongly set in well-developed jaws. Scissor bite; pincer bite, which is preferred by sheep and livestock herders, is tolerated. Complete dentition according to the dental formula; the absence of two premolars 1 (2 P1) is tolerated and the molars 3 (M3) are not taken into consideration.

Cheeks: dry and quite flat, although muscled.

EYES: Medium size, neither protruding nor sunken, slightly almond-shaped, obliquely set, brownish colour, preferably dark;

Belgian Shepherd Dog (Malinois) continued...

black rimmed eyelids; direct, lively, intelligent and enquiring look.

EARS: Rather small, set high, distinctly triangular appearance, well- rounded outer ear, pointed tips, stiff, carried upright and vertical when dog is alert.

NECK: Well standing out, slightly elongated, rather upright, well-muscled, broadening gradually towards the shoulders, without dewlap, nape slightly arched.

BODY: Powerful without being heavy; length from point of shoulder to point of buttock approximately equal to height at withers.

Topline: upper line of back and loins is straight. Withers: Pronounced.

Back: firm, short and well-muscled.

Loins: Solid, short, sufficiently broad, well-muscled.

Croup: well-muscled; only very slightly sloping; sufficiently broad but not excessively so.

Chest: little broad, but well let down; upper part of ribs arched; seen from the front forechest little broad, but without being narrow.

Underline: Begins below the chest and rises gently in a harmonious curve towards the belly, which is neither drooping nor tucked up, but slightly raised and moderately developed.

TAIL: Well set on, strong at the base, of medium length, reaching at least to hock, but preferably further; at rest carried down, with tip curved backwards at level of hock; more raised when moving, although without passing the horizontal, the curve towards the tip becoming more accentuated, without ever at any time forming a hook or deviation.

LIMBS

FOREQUARTERS:

General view: Bone solid but not heavy; muscle dry and strong; front legs upright from all sides and perfectly parallel when seen from the front.

Shoulder: Shoulder blade long and oblique, well attached, forming a sufficient angle with the humerus, ideally measuring 110-115 degrees.

Upper arm: Long and sufficiently oblique. Elbow: Firm, neither turning out nor tied in. Forearm: Long and straight.

Wrist (carpus): very firm and clean.

Front pastern (metacarpus): Strong and short, as perpendicular to the ground as possible or only very slightly sloping forward.

Forefeet: Round, cat feet; toes arched and well closed; pads thick and springy; nails dark and strong.

HINDQUARTERS:

General view: Powerful, but not heavy; in profile hindlegs are upright and seen from behind perfectly parallel.

Upper thigh: Medium length, broad and strongly muscled.

Stifle: approximately on the plumb line from the hip; normal stifle angulation.

Lower thigh: Medium length, broad and muscled.

Hock: Close to the ground, broad and muscled, moderate angulation. Back pastern (metatarsus): Solid and short; dewclaws not desirable. Hind feet: may be light oval; toes arched and well closed; pads thick and springy; nails dark and strong.

GAIT / MOVEMENT: Lively and free movement at all gaits; the Belgian Shepherd is a good galloper but its normal gaits are the walk and especially the trot; limbs move parallel to the median plane of the body. At high speed the feet come nearer to the median plane; at the trot the reach is medium, the movement even and easy, with good rear drive, and the topline remains tight while the front legs are not lifted too high. Always on the move, the Belgian Shepherd seems tireless; its gait is fast, springy and

lively. It is capable of suddenly changing direction at full speed. Due to its exuberant character and its desire to guard and protect, it has a definite tendency to move in circles.

SKIN: Elastic but taut over all the body; edges of lips and eyelids strongly pigmented.

COATS AND VARIETIES: Since the coat varies in length, direction, appearance and colour among Belgian Shepherds, this particular point has been adopted as the criterion for distinguishing between the four varieties of the breed: the Groenendael, the Tervueren, the Malinois and the Laekenois.

These four varieties are judged separately and can each be awarded a CAC, a CACIB or a reserve title.

Hair: In all the varieties the hair must always be dense, close-fitting and of good texture, with the woolly undercoat forming an excellent protective covering.

A. LONG HAIR: The hair is short on the head, the outer side of the ears and the lower part of the legs, except on the rear side of the forearm which is covered from elbow to wrist by long hairs called fringes. The hair is long and smooth on the rest of the body and longer and more abundant around the neck and on the forechest, where it forms a collarette or ruff and a jabot or apron. The opening of the ear is protected by thick tufts of hair. From the base of the ear the hair is upright and frames the head. The back of the thighs is covered with very long abundant hair forming the culottes or breeches. The tail is furnished with long, abundant hair forming a plume.

The Groenendael and the Tervueren are the long-haired.

B. SHORT HAIR: The hair is very short on the head, the outer sides of the ears and the lower part of the legs. It is short over the rest of the body and fuller at the tail and around the neck where it forms a collarette or ruff which begins at the base of the ear, stretching as far as the throat. As well, the back of the thighs is fringed with longer hair. The tail is ear of corn shaped, but does not form a plume.

The Malinois is the short-haired.

C. ROUGH HAIR: What especially characterises the rough hair variety is the roughness and dryness of the hair, which, moreover, is rasping and tousled. About 6 cm long over the whole body, the hair is shorter on the top of the muzzle, the forehead and the legs. The hair around the eyes and those furnishing the muzzle should not be so long as to disguise the shape of the head. However, it is essential to have furnishings on the muzzle. The tail should not form a plume.

The Laekenois is the rough-haired.

Colour:

Mask: For Tervueren and Malinois the mask must be very pronounced and tend to encompass the top and bottom lip, the corners of the lips and the eyelids in one single black zone. A strict minimum of six points of skin pigmentation is called for: the two ears, the two upper eyelids and the two lips, upper and lower, which must be black.

Black overlay: In Tervueren and Malinois, the black overlay means that the hairs have a black tip which shades the base colour. This blackening is in any case "flamed" and must not be present in great patches nor in real stripes (brindled). In the Laekenois the black shading is more discreetly expressed.

Groenendael: Only uniform black.

Tervueren: Only fawn with black overlay or grey with black overlay, with black mask; however, the fawn with black overlay is still preferred. The fawn must be rich, neither light nor washed-out. Any dog whose coat colour is anything but fawn with black overlay or does not match the desired intensity of colour cannot be considered an elite specimen.

Malinois: Only fawn with black overlay and with black mask.

Belgian Shepherd Dog (Malinois) continued...

Laekenois: Only fawn with traces of black overlay, mainly on the muzzle and the tail. For all varieties: a small amount of white is tolerated on forechest and toes.

SIZE, WEIGHT AND MEASUREMENTS:

Height at withers: The ideal height at withers is on average - 62 cm for males - 58 cm for females.

Limits: 2 cm less, 4 cm more.

Weight: Males about 25-30 kg. Females about 20-25 kg.

Measurements: Average normal measures for an adult male Belgian Shepherd of 62 cm at the withers:

Length of body (from point of shoulder to point of buttock): 62 cm.

Length of head: 25 cm.

Length of muzzle: 12,5 – 13 cm.

FAULTS: Any departure from the foregoing points should be considered a fault and the seriousness with which the fault should be regarded should be in exact proportion to its degree and its effect upon the health and welfare of the dog.

- **General appearance:** Cloddy, lacking elegance; too light or too slender; longer than high; fitting into a rectangle.
- **Head:** heavy, too strong, lacking parallelism, not sufficiently chiselled or dry; forehead too rounded; stop too accentuated or too flat; muzzle too short or pinched; Roman nose; brow ridges or zygomatic arches too prominent.
- **Nose, lips and eyelids:** traces of depigmentation.
- **Dentition:** badly aligned incisors. Serious fault: lack of one incisor (1 I), one premolar 2 (1 P2), one premolar 3 (1 P3) or three premolars 1 (3 P1).
- **Eyes:** light, round.
- **Ears:** large, long, too broad at the base, set low, carried outward or inward.
- **Neck:** slender; short or deep set.
- **Body:** too long; thoracic cage too broad (cylindrical).
- **Withers:** flat, low.
- **Topline:** back and/or loins long, weak, sagging or arched.
- **Croup:** too sloping, overbuilt.
- **Underline:** too much or too little let down; too much belly.
- **Tail:** set too low; carried too high, forming a hook, deviated.
- **Limbs:** bone too light or too heavy; bad upright stance in profile (e.g. front pasterns too sloping or weak wrists), from the front (feet turning in or out, out at elbow, etc.), or from behind (hindlegs too close, too wide apart or barrel shaped, hocks close or open, etc.); too little or exaggeratedly angulated.
- **Feet:** spreading.
- **Gait:** moving close, too short a stride, too little drive, poor back transmission, high stepping action.
- **Coat:** all four varieties: insufficient undercoat.
- **Groenendael and Tervueren:** woolly, wavy, curly hair; hair not long enough.
- **Malinois:** hair half-long where it should be short; smooth-haired; harsh hairs scattered in the short coat; wavy coat.
- **Laekenois:** hair too long, silky, wavy, crisp-haired or short; filled with fine hairs scattered in tufts in the rough hair; hairs too long around the eye or the lower end of the head (the chin); bushy tail.
- **Colour:** for all four varieties: white marking on chest forming tie; white on the feet going beyond toes. Groenendael: reddish tinges in the coat; grey breeches. Tervueren: grey.

- **Tervuren and Malinois:** brindle; tints not warm enough; not enough or too much black overlay or set in patches over the body; not enough mask.
- **Tervueren, Malinois and Laekenois:** too light a fawn; a base colour which is very diluted, named washed-out, is considered a serious fault.

Temperament: specimens lacking in self-confidence or overly nervous.

VERY SERIOUS FAULTS:

Temperament: aggressive or timid specimens.

Any dog clearly showing physical or behavioural abnormalities.

General appearance: lack of breed type.

Dentition: overshot; undershot, even if contact is not lost (reverse scissor bite); crossbite; absence of one canine (1 C), one upper carnassial (1 P4) or lower carnassial (1 M1), one molar (1 M1 -upper jaw- or 1 M2; M3 are not taken into account), one premolar 3 (1 P3) plus one other tooth or a total of three teeth (excluding the premolars 1) or more.

Nose, lips, eyelids: strong depigmentation.

Ears: drooping or artificially kept erect.

Tail: missing or shortened, at birth or by docking; carried too high and ringed or curled.

Coat: lack of undercoat.

Colour: any colours which do not correspond with those of the described varieties; too widespread white markings on forechest, especially if they reach as far as the neck; white on feet going more than halfway up the front or the back pasterns and forming socks; white markings anywhere other than forechest and toes; lack of mask, including a muzzle of lighter colour than the rest of the coat in Tervueren and Malinois.

Size: outside the limits laid down.

N.B.: Male animals should have two apparently normal testicles fully descended into the scrotum.

Only functionally and clinically healthy dogs, with breed typical conformation, should be used for breeding.

CROSSBREEDING – MATINGS BETWEEN VARIETIES:

Any matings between varieties are forbidden, except in exceptional circumstances, when this ban can be lifted by the appropriate and official breed councils (Text 1974, drawn up in Paris).

Any departure from the foregoing points should be considered a fault and the seriousness with which the fault should be regarded should be in exact proportion to its degree and its effect upon the health and welfare of the dog and on the dog's ability to perform its traditional work.

DOGS NEW ZEALAND

Official Breed Standard

Belgian Shepherd Dog (Tervueren)



A breed standard is the guideline which describes the ideal characteristics, temperament, and appearance of a breed and ensures that the breed is fit for function with soundness essential. Breeders and judges should at all times be careful to avoid obvious conditions and exaggerations, as well as being mindful of features which could be detrimental in any way to the health, welfare or soundness of this breed.

ORIGIN: Belgium.

DATE OF PUBLICATION OF OFFICIAL VALID STANDARD: 13.03.2001.

UTILISATION: Originally a sheep dog, today a working dog (guarding, defence, tracking, etc.) and an all-purpose service dog, as well as a family dog.

FCI-CLASSIFICATION: Group 1 Sheepdogs and Cattle Dogs (except Swiss Cattle dogs). Section 1 Sheepdogs. With working trial.

BRIEF HISTORICAL SUMMARY: In Belgium, at the end of the 1800s, there were a great many herding dogs, whose type was varied and whose coats were extremely dissimilar. In order to rationalise this state of affairs, some enthusiastic dog fanciers formed a group and sought guidance from Prof. A. Reul of the Cureghem Veterinary Medical School, whom one must consider to have been the real pioneer and founder of the breed.

The breed was officially born between 1891 and 1897. On September 29th, 1891, the Belgian Shepherd Dog Club (Club du Chien de Berger Belge) was founded in Brussels and in the same year on November 15th in Cureghem, Professor A. Reul organised a gathering of 117 dogs, which allowed him to carry out a return and choose the best specimens. In the following years they began a real programme of selection, carrying out some very close interbreeding involving a few stud dogs.

By April 3rd, 1892, a first detailed breed standard had already been drawn up by the Belgian Shepherd Dog Club. One single breed was allowed, with three coat varieties. However, as was said at the time, the Belgian Shepherd only belonged to ordinary people and therefore the breed still lacked status. As a result, it wasn't until 1901 that the first Belgian Shepherds were registered with the Royal Saint-Hubert Society Stud Book (L.O.S.H.).

During the following years, the prime movers among the Belgian Shepherd enthusiasts set to work with great determination to unify the type and correct the faults. It can be said that by 1910 the type and temperament of the Belgian Shepherd had been established.

During the history of the Belgian Shepherd, the question of

differing but acceptable varieties and colours had led to many heated discussions. On the other hand, anything involving morphology, temperament and suitability for work has never caused any disagreement.

GENERAL APPEARANCE: The Belgian Shepherd is a mediolineal dog, harmoniously proportioned, combining elegance and power, of medium size, with dry, strong muscle, fitting into a square, rustic, used to the open air life and built to resist the frequent atmospheric variations of the Belgian climate.

Through the harmony of its shape and its high head-carriage, the Belgian Shepherd should give the impression of that elegant strength which has become the heritage of the selected representatives of a working breed. The Belgian Shepherd is to be judged in its natural stance, without physical contact with the handler.

IMPORTANT PROPORTIONS: The Belgian Shepherd dog can be fitted into a square. The chest is let down to the level of the elbows. The length of the muzzle is equal to or slightly longer than half the length of the head.

BEHAVIOUR / TEMPERAMENT: The Belgian Shepherd is a watchful and active dog, bursting with energy, and always ready to leap into action. As well as its innate skill at guarding flocks, it also possesses the highly prized qualities of the best guard dog of property. Without any hesitation it is the stubborn and keen protector of its owner. It brings together all those qualities necessary for a shepherd, guard, defence and service dog.

Its lively, alert temperament and its confident nature, showing no fear or aggressiveness, should be obvious in its body stance and the proud attentive expression in its sparkling eyes.

When judging this breed, one should take into consideration its calm and fearless temperament.

HEAD: Carried high, long without exaggeration, rectilinear, well chiselled and dry. Skull and muzzle are roughly equal in length, with at the most a very slight bias in favour of the muzzle which puts the finishing touch to the whole head.

CRANIAL REGION: Of medium width, in proportion with the length of the head, with a forehead flat rather than round, frontal groove not very pronounced; in profile, parallel to imaginary line extending muzzle line; occipital crest little developed; brow ridges and zygomatic arches not prominent.

Stop: Moderate.

FACIAL REGION:

Nose: Black.

Muzzle: Medium length and well chiselled under the eyes; narrowing gradually toward the nose, like an elongated wedge; bridge of the nose straight and parallel to the continuation of the topline of the forehead; mouth well split, which means that when the mouth is open the commissures of the lips are pulled right back, the jaws being well apart.

Lips: Thin, tight and strongly pigmented.

Jaws/teeth: Strong, white teeth, regularly and strongly set in well-developed jaws. Scissor bite; pincer bite, which is preferred by sheep and livestock herders, is tolerated. Complete dentition according to the dental formula; the absence of two premolars 1 (2 P1) is tolerated and the molars 3 (M3) are not taken into consideration.

Cheeks: dry and quite flat, although muscled.

EYES: Medium size, neither protruding nor sunken, slightly

Belgian Shepherd Dog (Tervueren) continued...

almond-shaped, obliquely set, brownish colour, preferably dark; black rimmed eyelids; direct, lively, intelligent and enquiring look.

EARS: Rather small, set high, distinctly triangular appearance, well-rounded outer ear, pointed tips, stiff, carried upright and vertical when dog is alert.

NECK: Well standing out, slightly elongated, rather upright, well-muscled, broadening gradually towards the shoulders, without dewlap, nape slightly arched.

BODY: Powerful without being heavy; length from point of shoulder to point of buttock approximately equal to height at withers.

Topline: upper line of back and loins is straight. Withers: Pronounced.

Back: firm, short and well-muscled.

Loins: Solid, short, sufficiently broad, well-muscled.

Croup: well-muscled; only very slightly sloping; sufficiently broad but not excessively so.

Chest: little broad, but well let down; upper part of ribs arched; seen from the front forechest little broad, but without being narrow.

Underline: Begins below the chest and rises gently in a harmonious curve towards the belly, which is neither drooping nor tucked up, but slightly raised and moderately developed.

TAIL: Well set on, strong at the base, of medium length, reaching at least to hock, but preferably further; at rest carried down, with tip curved backwards at level of hock; more raised when moving, although without passing the horizontal, the curve towards the tip becoming more accentuated, without ever at any time forming a hook or deviation.

LIMBS

FOREQUARTERS:

General view: Bone solid but not heavy; muscle dry and strong; front legs upright from all sides and perfectly parallel when seen from the front.

Shoulder: Shoulder blade long and oblique, well attached, forming a sufficient angle with the humerus, ideally measuring 110-115 degrees.

Upper arm: Long and sufficiently oblique. Elbow: Firm, neither turning out nor tied in. Forearm: Long and straight.

Wrist (carpus): very firm and clean.

Front pastern (metacarpus): Strong and short, as perpendicular to the ground as possible or only very slightly sloping forward.

Forefeet: Round, cat feet; toes arched and well closed; pads thick and springy; nails dark and strong.

HINDQUARTERS:

General view: Powerful, but not heavy; in profile hindlegs are upright and seen from behind perfectly parallel.

Upper thigh: Medium length, broad and strongly muscled.

Stifle: approximately on the plumb line from the hip; normal stifle angulation.

Lower thigh: Medium length, broad and muscled.

Hock: Close to the ground, broad and muscled, moderate angulation. Back pastern (metatarsus): Solid and short; dewclaws not desirable. Hind feet: may be light oval; toes arched and well closed; pads thick and springy; nails dark and strong.

GAIT / MOVEMENT: Lively and free movement at all gaits; the Belgian Shepherd is a good galloper but its normal gaits are the walk and especially the trot; limbs move parallel to the median plane of the body. At high speed the feet come nearer to the median plane; at the trot the reach is medium, the movement even and easy, with good rear drive, and the topline remains tight while the front legs are not lifted too high. Always on the move,

the Belgian Shepherd seems tireless; its gait is fast, springy and lively. It is capable of suddenly changing direction at full speed. Due to its exuberant character and its desire to guard and protect, it has a definite tendency to move in circles.

SKIN: Elastic but taut over all the body; edges of lips and eyelids strongly pigmented.

COATS AND VARIETIES: Since the coat varies in length, direction, appearance and colour among Belgian Shepherds, this particular point has been adopted as the criterion for distinguishing between the four varieties of the breed: the Groenendael, the Tervueren, the Malinois and the Laekenois.

These four varieties are judged separately and can each be awarded a CAC, a CACIB or a reserve title.

Hair: In all the varieties the hair must always be dense, close-fitting and of good texture, with the woolly undercoat forming an excellent protective covering.

A. LONG HAIR: The hair is short on the head, the outer side of the ears and the lower part of the legs, except on the rear side of the forearm which is covered from elbow to wrist by long hairs called fringes. The hair is long and smooth on the rest of the body and longer and more abundant around the neck and on the forechest, where it forms a collarette or ruff and a jabot or apron. The opening of the ear is protected by thick tufts of hair. From the base of the ear the hair is upright and frames the head. The back of the thighs is covered with very long abundant hair forming the culottes or breeches. The tail is furnished with long, abundant hair forming a plume.

The Groenendael and the Tervueren are the long-haired.

B. SHORT HAIR: The hair is very short on the head, the outer sides of the ears and the lower part of the legs. It is short over the rest of the body and fuller at the tail and around the neck where it forms a collarette or ruff which begins at the base of the ear, stretching as far as the throat. As well, the back of the thighs is fringed with longer hair. The tail is ear of corn shaped, but does not form a plume.

The Malinois is the short-haired.

C. ROUGH HAIR: What especially characterises the rough hair variety is the roughness and dryness of the hair, which, moreover, is rasping and tousled. About 6 cm long over the whole body, the hair is shorter on the top of the muzzle, the forehead and the legs. The hair around the eyes and those furnishing the muzzle should not be so long as to disguise the shape of the head. However, it is essential to have furnishings on the muzzle. The tail should not form a plume.

The Laekenois is the rough-haired.

Colour:

Mask: For Tervueren and Malinois the mask must be very pronounced and tend to encompass the top and bottom lip, the corners of the lips and the eyelids in one single black zone. A strict minimum of six points of skin pigmentation is called for: the two ears, the two upper eyelids and the two lips, upper and lower, which must be black.

Black overlay: In Tervueren and Malinois, the black overlay means that the hairs have a black tip which shades the base colour. This blackening is in any case "flamed" and must not be present in great patches nor in real stripes (brindled). In the Laekenois the black shading is more discreetly expressed.

Groenendael: Only uniform black.

Tervueren: Only fawn with black overlay or grey with black overlay, with black mask; however, the fawn with black overlay is still preferred. The fawn must be rich, neither light nor washed-out. Any dog whose coat colour is anything but fawn with black overlay or does not match the desired intensity of colour cannot be considered an elite specimen.

Belgian Shepherd Dog (Tervueren) continued...

Malinois: Only fawn with black overlay and with black mask.

Laekenois: Only fawn with traces of black overlay, mainly on the muzzle and the tail. For all varieties: a small amount of white is tolerated on forechest and toes.

SIZE, WEIGHT AND MEASUREMENTS:

Height at withers: The ideal height at withers is on average - 62 cm for males - 58 cm for females.

Limits: 2 cm less, 4 cm more.

Weight: Males about 25-30 kg. Females about 20-25 kg.

Measurements: Average normal measures for an adult male Belgian Shepherd of 62 cm at the withers:

Length of body (from point of shoulder to point of buttock): 62 cm.

Length of head: 25 cm.

Length of muzzle: 12,5 – 13 cm.

FAULTS: Any departure from the foregoing points should be considered a fault and the seriousness with which the fault should be regarded should be in exact proportion to its degree and its effect upon the health and welfare of the dog.

- **General appearance:** Cloddy, lacking elegance; too light or too slender; longer than high; fitting into a rectangle.
- **Head:** heavy, too strong, lacking parallelism, not sufficiently chiselled or dry; forehead too rounded; stop too accentuated or too flat; muzzle too short or pinched; Roman nose; brow ridges or zygomatic arches too prominent.
- **Nose, lips and eyelids:** traces of depigmentation.
- **Dentition:** badly aligned incisors. Serious fault: lack of one incisor (1 I), one premolar 2 (1 P2), one premolar 3 (1 P3) or three premolars 1 (3 P1).
- **Eyes:** light, round.
- **Ears:** large, long, too broad at the base, set low, carried outward or inward.
- **Neck:** slender; short or deep set.
- **Body:** too long; thoracic cage too broad (cylindrical).
- **Withers:** flat, low.
- **Topline:** back and/or loins long, weak, sagging or arched.
- **Croup:** too sloping, overbuilt.
- **Underline:** too much or too little let down; too much belly.
- **Tail:** set too low; carried too high, forming a hook, deviated.
- **Limbs:** bone too light or too heavy; bad upright stance in profile (e.g. front pasterns too sloping or weak wrists), from the front (feet turning in or out, out at elbow, etc.), or from behind (hindlegs too close, too wide apart or barrel shaped, hocks close or open, etc.); too little or exaggeratedly angulated.
- **Feet:** spreading.
- **Gait:** moving close, too short a stride, too little drive, poor back transmission, high stepping action.
- **Coat:** all four varieties: insufficient undercoat.
- **Groenendael and Tervueren:** woolly, wavy, curly hair; hair not long enough.
- **Malinois:** hair half-long where it should be short; smooth-haired; harsh hairs scattered in the short coat; wavy coat.
- **Laekenois:** hair too long, silky, wavy, crisp-haired or short; filled with fine hairs scattered in tufts in the rough hair; hairs too long around the eye or the lower end of the head (the chin); bushy tail.
- **Colour:** for all four varieties: white marking on chest forming

tie; white on the feet going beyond toes. Groenendael: reddish tinges in the coat; grey breeches. Tervueren: grey.

- **Tervuren and Malinois:** brindle; tints not warm enough; not enough or too much black overlay or set in patches over the body; not enough mask.
- **Tervueren, Malinois and Laekenois:** too light a fawn; a base colour which is very diluted, named washed-out, is considered a serious fault.

Temperament: specimens lacking in self-confidence or overly nervous.

VERY SERIOUS FAULTS:

Temperament: aggressive or timid specimens.

Any dog clearly showing physical or behavioural abnormalities.

General appearance: lack of breed type.

Dentition: overshot; undershot, even if contact is not lost (reverse scissor bite); crossbite; absence of one canine (1 C), one upper carnassial (1 P4) or lower carnassial (1 M1), one molar (1 M1 -upper jaw- or 1 M2; M3 are not taken into account), one premolar 3 (1 P3) plus one other tooth or a total of three teeth (excluding the premolars 1) or more.

Nose, lips, eyelids: strong depigmentation.

Ears: drooping or artificially kept erect.

Tail: missing or shortened, at birth or by docking; carried too high and ringed or curled.

Coat: lack of undercoat.

Colour: any colours which do not correspond with those of the described varieties; too widespread white markings on forechest, especially if they reach as far as the neck; white on feet going more than halfway up the front or the back pasterns and forming socks; white markings anywhere other than forechest and toes; lack of mask, including a muzzle of lighter colour than the rest of the coat in Tervueren and Malinois.

Size: outside the limits laid down.

N.B.: Male animals should have two apparently normal testicles fully descended into the scrotum.

Only functionally and clinically healthy dogs, with breed typical conformation, should be used for breeding.

CROSSBREEDING – MATINGS BETWEEN VARIETIES:

Any matings between varieties are forbidden, except in exceptional circumstances, when this ban can be lifted by the appropriate and official breed councils (Text 1974, drawn up in Paris).

Any departure from the foregoing points should be considered a fault and the seriousness with which the fault should be regarded should be in exact proportion to its degree and its effect upon the health and welfare of the dog and on the dog's ability to perform its traditional work.

DOGS NEW ZEALAND

Official Breed Standard

Bergamasco Shepherd Dog

A breed standard is the guideline which describes the ideal characteristics, temperament, and appearance of a breed and ensures that the breed is fit for function with soundness essential. Breeders and judges should at all times be careful to avoid obvious conditions and exaggerations, as well as being mindful of features which could be detrimental in any way to the health, welfare or soundness of this breed.

TRANSLATION: Mrs. Peggy Davis and Mrs. Ruth Binder-Gresly.

ORIGIN: Italy.

DATE OF PUBLICATION OF THE ORIGINAL VALID STANDARD: 27.11.1989.

UTILISATION: Shepherd dog used in driving and guarding herds.

CLASSIFICATION F.C.I. : Group 1 Sheepdogs and Cattle dogs – except Swiss cattle dogs.

Section 1 Sheepdogs.

Without working trial.

BRIEF HISTORICAL SUMMARY: This ancient breed of guard dogs of herds has spread all over the region of the Italian Alps; the total number of these dogs was especially great in the Bergamasca valleys, where the breeding of sheep was highly developed.

GENERAL APPEARANCE: The Bergamasco shepherd is a dog of medium size of rustic appearance with an abundant coat covering all parts of the body, of a powerful construction but very well proportioned. Its general shape is that of a medium proportions dog, whose body fits into a square. He is balanced as much in relation to its size (heterometry = normal proportions between size and different parts of the body) as with the profiles (alloidisme = concordance between the profiles of the head and the body).

IMPORTANT PROPORTIONS: The length of the body, measured from the foremost point of the shoulder (humeral-scapular joint) to the rearmost point of the thigh (pelvic tuber of the ischium) is equal to the height at the withers (the body thus fitting into a square). Permitted, but not desirable is a slight margin of tolerance which in no case must be more than one or two cms. The length of the head is 4/10 of the height at the withers. The depth of chest must be 50% of the height at the withers.

BEHAVIOUR / TEMPERAMENT : The function of the Bergamasco Shepherd is to guide and guard the herd, task for which he shows exemplary disposition thanks to his vigilance, his concentration and psychological balance- His learning faculty and determination

combined with his moderation and patience make of him an excellent guard and companion dog, suited to the most divers uses. He establishes a close relationship with man.

HEAD: The length of muzzle is the same as that of the skull. In its parallelepiped ensemble, the head seems large. The skin must not be thick, but close fitting to the underlying tissues without forming wrinkles.

CRANIAL REGION:

Skull : The skull is broad and slightly convex between the ears; is also wide and rounded in the region of the forehead. The upper longitudinal head planes of the skull and the muzzle are parallel. The length of the skull is the same as that of the muzzle. Its width must not be more than half the length of the head. The protuberances of the forehead are well developed both in longitudinal and transversal sense, the zygomatic process of the frontal bone are well defined. The median frontal furrow (or flute) is marked; the occipital protuberance is obvious and prominent.

Stop : The frontal-nasal depression (stop) is well adjusted, but accentuated due to the marked apophyses of the bones of the nose and forehead, the frontal protuberances and superciliary arches.

FACIAL REGION:

Muzzle : Tapers progressively towards its extremity and its lateral sides converge slightly, so that the muzzle itself is not pointed but truncated, with a foreface rather flat. Its length is the same of that of the skull. Its width, measured at half length, reaches about 50% of its length. The height of the muzzle must not be less than half its length. The upper profile of the muzzle, traced by the profile of the face, is straight. The lower profile is not determined by the lip, but by the jaw. Because of this conformation, the corner of the lips is not obvious; the mouth is well split so that the corner of the lips is at the level of an imaginary vertical from the outer angle of the eye. The lower profile of the jaw is almost straight.

Lips : Fine and of little importance, they separate under the nose making a well opened arc which forms a third of a circle; hence the teeth in the jaw are only just covered. The rims of the lips are well pigmented.

Jaws/Teeth : Upper and lower jaw well developed; the lower jaw (mandible) really strong and large. Teeth white, complete and well developed dentition; incisors in regular alignment. Scissor bite.

Cheeks : Not very prominent.

Eyes : Large; iris of a more or less dark chestnut colour depending on the colour of the coat. They are set on an almost identical frontal plan. Their expression is soft, serene and attentive. The opening of the eyelid is slightly oval and the eyelid axis has an obliqueness of about 15° on the horizontal. The eyelids fit tightly over the eye, with black pigmented rims; eyelashes are particularly long so that they can lift the hair falling from the forehead over the eyes.

Ears : Set high, semi-drooping, i.e. the last two thirds of the lobe are drooping. When the dog is attentive, the ear lifts slightly at its base. Triangular shape. Length is between 11 and 13 cm, width 6.5 to 8 cm. It shows a wide base which, towards the back, extends to where the head sets on the neck, whereas towards the front, it reaches the middle of the skull. The tip is slightly rounded. On the ears the hair is slightly wavy and soft; ends up forming fringes on the tip.

NECK : Upper profile is slightly convex. The neck is a little bit shorter than the head; in effect, when extended, is not more than 80% of the length of the head. The perimeter of the neck, taken halfway of its length, must be at least double its length. The skin

Bergamasco Shepherd Dog continued...

is never flabby, so always without dewlap. Hair must be dense.

BODY :

Topline : Withers well defined from the straight topline. The lumbar region shows a certain convexity and the rump is somewhat sloping.

Withers: High and long. The neck harmoniously joined to the body.

Back : Straight, well muscled and of good width, its length about 30% of the height at the withers. Lumbar region merging well with the topline and the rump. The length of the lumbar part is about 20% of the height at the withers; it is thus definitely shorter than the dorsal part. The width of the lumbar region is about the same as its length; muscles of the whole region are well developed.

Croup: Wide, strong, well muscled and slanting, with an inclination of 30° below the horizontal; transversal width between the hips must be 1/7th of the height at the withers.

Chest: Must be ample, brisket let down to the level of the elbows and well curved – Its perimeter (measured behind the elbows) is more by 25% than the height at the withers - Its transversal diameter must reach 30% of the height at the withers. Depth and height of the chest must be 50% of the height at the withers.

Underline and Belly: From the sternum, the lower profile rises very slightly towards the belly which is a little tucked up. The length of the flanks must correspond with that of the lumbar region, which is short. The hollowness in the flanks is minimal.

TAIL: Set on third part of rump, thick and strong at its root, tapering towards its extremity. Covered with goat-like hair slightly wavy. Its length is 60 to 65% of the height at the withers and reaches the hock easily when the dog is standing normally; though it is preferable it should be shorter. At rest the tail is carried "sabre" fashion i.e. drooping in its first third parts, then slightly curved in its last third part. In action the dog wags his tail like a flag.

LIMBS

FOREQUARTERS: On the whole seen from the front and in profile the forequarters are straight. Height from ground to elbow is 50% of the height at the withers; they are well proportioned in relation to the size of the dog.

Shoulders : Well constructed and massive. The length of the shoulder blade is a little more than the quarter of the height at the withers and measures between 15 and 17 cm. Its obliqueness below the horizontal is of 45 of 55 degrees. Muscles must always be well developed.

Upper arm : Must be well muscled with strong bone construction. Its length is 30% of the height at the withers. Its inclination below the horizontal is between 60 and 70 degrees. The opening of the scapula-humerus angle varies between 105 and 125 degrees.

Elbows : Must be placed in parallel plans to the median plane of the body. The point of the elbow must be on an imaginary vertical letdown from the caudal angle of the shoulder blade. The opening of the radial-humerus angle varies between about 150 and 155 degrees. From the level of the elbow going downwards, the hair must be abundant, long and dense, with a tendency to look like flocks of hair.

Forearm : Vertical; its length is at least equal to that of the upper arm. Muscle and bone well developed.

Carpus (Carpal joint) : Mobile and lean with the pisiform bone clearly protruding, it extends the vertical line of the forearm.

Metacarpus (Pastern) : Must be lean and mobile. Seen from the front, must be placed in the same vertical plan as the forearm. Seen in profile, is slightly oblique to the front.

Feet : Oval shaped (hare foot) with well closed and arched toes.

Strong nails, curved and well pigmented. Tough pads of a dark colour.

HINDQUARTERS : On the whole, the hindquarters relate well to the size of the dog. Limbs straight, as much in profile as seen from behind.

Upper thigh : Long, wide, well muscled with a rear profile slightly convex. Its length exceeds about 30% of the height at the withers, and its width 75% of its length. The aperture of the coxal-femoral joint angle varies between 100 and 105 degrees.

Leg (second thigh) : Robust bone structure and lean muscle, the groove in the muscle is well marked. Length of leg is about 1/3 of the height at the withers. Inclination below the horizontal is about 55 degrees.

Knee (stifle joint) : Is on perfectly straight line with the limb, is not turned either in or out. The tibial-femoral angle is open and measures about 130 – 135 degrees.

Hock : Lateral sides of the hock joint must be really wide. The distance from the point of the hock to the ground must not be less than 25% of the height at the withers. Aperture of the angle of the tarsal-tibial articulation varies between 140 and 145 degrees.

Metatarsus (Rear pastern) : Its length is about 15% of the height at the withers if gauged independently; if measured from the point of the heel bone, its length is the same as that of the hock. Its direction must be vertical. Eventual dewclaws must be eliminated.

Feet : As the front with all the same characteristics.

GAIT / MOVEMENT: Step free and long; the trot, rather extended and well maintained, is the preferred gait. Because of its conformation, the dog can easily go into an ordinary gallop, gait which he is able to maintain for a relatively long time.

SKIN : Tight to the body, must be fine all over, but especially on the ears and forequarters. Neck without dewlap and head without wrinkles. Colour of the mucous membranes and third eyelids must be black.

COAT

HAIR : Very abundant, very long and different depending on the regions. The texture is harsh, (goat hair) particularly on the front of the body. From halfway of the chest towards the rear, and on all the limbs, the coat tends to form strands or is already in strands, depending on the subject's age; these strands must start from the topline of the back and fall on the sides of the body. On the head the hair is less harsh and covers the eyes. On the limbs, the coat must be evenly distributed everywhere in the shape of soft flocks falling towards the ground; forms a kind of pilaster on the front and strands on the hindquarters, this without fringes. The undercoat is so short and dense, it is not easy to see the skin. Must be greasy to the touch.

COLOUR : Solid grey or with grey patches of all possible shades from a most delicate grey to a brighter shade of grey on to black; Isabel and light fawn shades are permitted. An all black coat is allowed providing the black is really opaque (zain). An all white coat is proscribed – White patches are tolerated as long as their surface is not more than a fifth of the total surface of the coat.

SIZE AND WEIGHT :

Height at withers :

The ideal height at the withers for males is 60 cm with a tolerance of 2 cm, either above or below. For the females : 56 cm also with a tolerance of 2 cm more or less.

Weight : Males : 32 – 38 kg.
Females : 26 – 32 kg.

Bergamasco Shepherd Dog continued...

FAULTS : Any departure from the foregoing points should be considered a fault and the seriousness with which the fault should be regarded should be in exact proportion to its degree.

The same conditions apply to dogs with too small a head and those who amble permanently.

ELIMINATING FAULTS :

- Facial-cranial head planes convergent or divergent.
- Accentuated and disfiguring prognathism.
- Bilateral strabismus (squint).
- Nose partially depigmented.
- Size over or under the margins indicated by the standard.
- Curled up tail.

VERY SERIOUS FAULTS :

- Aggressive or overly shy.
- Total depigmentation of nose.
- Muzzle (foreface) definitely convex (roman nose) or concave.
- Total bilateral depigmentation of the eyelids.
- Wall-eyed (even one eye).
- Jaws : upper prognathism (undershot mouth).
- Taillessness (anury) or stump tail (brachyury); carried rolled over the back.
- Skin : total depigmentation of the rims of the lips and of the eyes.
- Coat colour : white, more than 1/5 of the total surface.

Any dog clearly showing physical or behavioural abnormalities shall be disqualified.


N.B. : Male animals should have two apparently normal testicles fully descended into the scrotum.

Any departure from the foregoing points should be considered a fault and the seriousness with which the fault should be regarded should be in exact proportion to its degree and its effect upon the health and welfare of the dog and on the dog's ability to perform its traditional work.

DOGS NEW ZEALAND

Official Breed Standard

Border Collie



A breed standard is the guideline which describes the ideal characteristics, temperament, and appearance of a breed and ensures that the breed is fit for function with soundness essential. Breeders and judges should at all times be careful to avoid obvious conditions and exaggerations, as well as being mindful of features which could be detrimental in any way to the health, welfare or soundness of this breed.

GENERAL APPEARANCE : The general appearance shall be that of a well proportioned dog, the smooth outline showing quality, gracefulness and perfect balance, combined with sufficient substance to ensure that it is capable of enduring long periods of active duty in its intended task as a working sheep dog. Any tendency to coarseness or weediness is undesirable.

CHARACTERISTICS : The Border Collie is highly intelligent, with an instinctive tendency to work and is readily responsive to training. Its keen, alert and eager expression add to its intelligent appearance, whilst its loyal and faithful nature demonstrates that it is at all times kindly disposed towards stock. Any aspect of structure or temperament foreign to a working dog is uncharacteristic.

TEMPERAMENT : (See under Characteristics)

HEAD : The skull is broad and flat between the ears, slightly narrowing to the eye, with a pronounced stop, cheeks deep but not prominent. The muzzle tapering to the nose, is strong and the same length as the skull. The lips are tight and clean and the nose is large with open nostrils. The nose colour in all dogs will be a solid colour with no pink or light pigment, and shall complement the background colour of the dog.

EYES : The eyes are set wide apart, oval shaped of moderate size harmonising with the colour of the coat but darker colour preferred, except in the case of chocolate where a lighter colour is permissible and in the case of merles where blue is permissible. The expression is mild but keen, alert and intelligent.

EARS : The ears should be of medium size and texture, set well apart, carried semi-erect. They are sensitive in their use, and inside well furnished with hair.

MOUTH : The teeth should be sound, strong and evenly spaced, the lower incisors just behind but touching the upper, that is a scissor bite.

NECK : The neck is of good length, strong and muscular, slightly arched and broadening to the shoulders, without throatiness or coarseness.

FOREQUARTERS : The shoulders are long, and well angulated to the upper arm, neither in nor out at elbow. The forelegs are well boned, straight and parallel when viewed from the front. Pasterns show flexibility with a slight slope when viewed from the side.

BODY : The body is moderately long with well sprung ribs tapering to a fairly deep and moderately broad chest. The loins are broad, deep, muscular and only slightly arched, flanks deep and not cut up.

HINDQUARTERS : The hindquarters are broad and muscular, in profile sloping gracefully to the set on of tail. The thighs are long, broad, deep and muscular with well turned stifles and strong hocks, well let down, and when viewed from the rear are straight and parallel.

FEET : Oval in shape, pads deep, strong and sound, toes moderately arched and close together. Nails short and strong.

TAIL : The tail is moderately long, set on low, well furnished and with an upward swirl towards the end, completing the graceful contour and balance of the dog. The tail may be raised in excitement, but not carried over the back.

MOVEMENT : The movement is free, smooth and tireless, with a minimum lift of the feet, conveying the impression of the ability to move with great stealth. The action, viewed from the front, should be straight forward and true, without weakness at shoulders, elbows or pasterns. Viewed from behind the quarters thrust with strength and flexibility, with hocks not close nor too far apart. When trotting, the dog's feet tend to come closer together as speed increases, but when the dog comes to rest he should stand four square. Any tendency to stiltiness or to cowhocks or bowhocks is a serious fault.

COAT : Double coated, with a moderately long, dense, medium textured topcoat while the undercoat is short, soft and dense, making a weather resisting protection, with abundant coat to form mane, breeching and brush. On face, ear tips, forelegs (except for feather), hind legs from hock to ground, the hair is short and smooth. A smooth coat is acceptable.

COLOUR: A variety of colours is permissible, but white should never predominate.

SIZE -

Height: Dogs 48-53 cm (approx. 19-21 ins) at withers

Bitches 46-51 cm (approx. 18-20 ins) at withers

FAULTS: Any departure from the foregoing points should be considered a fault and the seriousness with which the fault should be regarded should be in exact proportion to its degree.

NOTE: Male animals should have two apparently normal testicles fully descended into the scrotum.

Any departure from the foregoing points should be considered a fault and the seriousness with which the fault should be regarded should be in exact proportion to its degree and its effect upon the health and welfare of the dog and on the dog's ability to perform its traditional work.

DOGS NEW ZEALAND

Official Breed Standard

Bouvier des Flandres



A breed standard is the guideline which describes the ideal characteristics, temperament, and appearance of a breed and ensures that the breed is fit for function with soundness essential. Breeders and judges should at all times be careful to avoid obvious conditions and exaggerations, as well as being mindful of features which could be detrimental in any way to the health, welfare or soundness of this breed.

GENERAL APPEARANCE: Compact body, short-coupled, powerfully built, well boned, strongly muscled limbs, giving impression of great power but without clumsiness in general deportment.

CHARACTERISTICS: Lively appearance revealing intelligence, energy and audacity. Its harsh beard is very characteristic giving forbidding expression.

TEMPERAMENT: Calm and sensible.

Head and Skull: In proportion to build and stature general impression is of strength, accentuated by beard and moustache. Head clean cut. Skull well developed, flat, somewhat longer than wide. Proportions of skull to muzzle are 3:2. Stop shallow, but appears deep due to upstanding eyebrows. Muzzle broad, powerful, well boned, straight in upperline, sloping slightly toward nose which should never become pointed. Circumference measured just in front of eyes approximately equal to length of head. Nose should be very well developed, thus extending the foreface in a slightly convex line towards its tip, rounded at edges, always black. Nostrils wide. Cheeks flat and clean.

Eyes: Alert in expression. Neither protruding nor sunken. Slightly oval in shape and horizontally placed but not too close together. As dark as possible in relation to coat colour. Light or wild-looking eyes highly undesirable. Eyering always black, lack of pigmentation undesirable. Haw never visible.

Ears: Set on high, very flexible, triangular and in proportion to head.

Mouth: Jaws strong. Teeth strong and white with a perfect, regular and complete scissor bite, i.e. upper teeth closely overlapping lower teeth and set square to the jaws.

Neck: Strong, well muscled and thickening slightly towards shoulders. A little shorter than length of head, nape strong and slightly arched. Without dewlap.

Forequarters: Forelegs very strong and absolutely straight. Shoulders relatively long, muscular without heaviness, obliquely placed. Shoulder blade and upper arm of equal length. Elbows well set into body and parallel, turning neither in nor out. Forearms, seen from front or side, straight, parallel to each other,

perpendicular to ground. Well muscled, heavy boned. Pasterns strong, fairly short, sloping very slightly.

Body: Short, strong, deep, broad, compact with very little tuck-up. Length from point of shoulder to point of buttock about equal to height at withers. Chest descends to level of elbows and is not cylindrical, although ribs well sprung. Croup extends horizontal line of back, blends imperceptibly with curve of rump; broad but not excessively so in dogs, broader in bitches. A rising croup, or one which falls away very definitely undesirable.

Hindquarters: Moderate angulation, firm and well muscled, with large, powerful thighs. Legs strong and sturdy with hocks well let down and perfectly perpendicular when viewed from rear.

Feet: Short, round and compact. Toes tight and well arched. Nails black and strong. Pads thick and hard.

Tail: Previously customarily docked or may be born tailless.

Docked: Docked to 2–3 vertebrae.

Undocked: Continuing normal line of vertebral column. Carried gaily when moving. In overall balance with the rest of the dog.

Gait/Movement: Powerful, driving, free and easy. Ambling is permitted, but not desirable.

Coat: Abundant, so thick that when separated by hand skin barely visible. Hair coarse to touch, dry and matt. Neither too long nor too short (about 6 cms (2 1/2 ins)). Unkempt-looking but never woolly nor curly, gradually becoming shorter as it comes down the legs, always harsh. Flat coat denoting lack of undercoat highly undesirable. Undercoat dense and close grained. On head shorter, outside of ears very short. Upper lip well moustached, lower carrying a full harsh beard giving forbidding expression so characteristic of breed. Eyebrows formed of backward-sweeping hairs accentuating shape of eyebrows but never veiling eyes.

Colour: From fawn to black including brindle. White star on chest permissible. White predominating or chocolate brown highly undesirable. Light washed-out shades undesirable.

Weight and Size:

Height: dogs: 62–68 cms (24½–27 ins); bitches: 59–65 cms (23–25½ ins).

Weight approx: dogs: 35–40 kgs (77–88 lbs); bitches: 27–35 kgs (59–77 lbs).

Faults: Any departure from the foregoing points should be considered a fault and the seriousness with which the fault should be regarded should be in exact proportion to its degree and its effect upon the health and welfare of the dog and on the dog's ability to perform its traditional work.

Note: Male animals should have two apparently normal testicles fully descended into the scrotum.

Any departure from the foregoing points should be considered a fault and the seriousness with which the fault should be regarded should be in exact proportion to its degree and its effect upon the health and welfare of the dog and on the dog's ability to perform its traditional work.

DOGS NEW ZEALAND

Official Breed Standard

Briard



A breed standard is the guideline which describes the ideal characteristics, temperament, and appearance of a breed and ensures that the breed is fit for function with soundness essential. Breeders and judges should at all times be careful to avoid obvious conditions and exaggerations, as well as being mindful of features which could be detrimental in any way to the health, welfare or soundness of this breed.

CHARACTERISTICS: Very intelligent, gay and lively, fearless with no trace of timidity.

GENERAL APPEARANCE: A dog of rugged appearance; supple, muscular and well proportioned.

Head and Skull: The skull slightly rounded and a little longer from occiput to stop than it is wide when measured through the points of the cheekbones. Emphasis should be placed on the fact that the head is composed of two equal rectangles, occiput to stop and stop to end of nose, when viewed in profile and from above. The muzzle square and very strong, any tendency to snipiness being severely penalised. The nose large and square and always black, no matter what colour the dog. The head should carry hair forming a moustache, beard and eyebrows lightly veiling the eyes.

Mouth: The teeth very strong, white and with a perfect regular and complete scissor bite, i.e., the upper teeth closely overlapping the lower teeth and set square to the jaws. Lips black, no matter what colour the dog.

Eyes: Horizontally placed, well open and rather large, not oblique. Intelligent and gentle in expression. Dark brown, eyerims always black, no matter what colour the dog.

Ears: Set on high. The ears, covered with long hair, should not lie too flat against the side of the head. They should be fairly short, the length of the ear being equal to or slightly less than half the length of the head. When the dog is alerted, the ears should be lifted slightly and swing very slightly forward.

Neck: Of good length, strong and muscular, arched to give proud carriage of the head and flowing smoothly into well placed shoulders.

Forequarters: Shoulders well angulated and well laid back; forelegs well muscled and with strong bone.

Body: The back firm and level, chest broad and well let down, there should be a very slight slope at the croup, which determines the set of the tail. The Briard should be very slightly longer in body than he is high at the shoulder.

Hindquarters: Well angulated with hocks set not too low and turning neither in nor out, but the leg below the hock not quite vertical. Hindlegs, particularly the thighs, well muscled. Double dewclaws set low on the hind legs of the utmost importance.

Feet: Strong, turning neither in nor out, slightly rounded, about mid-way between a cat foot and a hare foot. Nails always black. Pads firm and hard and toes close together.

Gait: Effortless and when the dog extends himself, covers a great deal of ground. Extremely supple enabling the dog to turn quickly. The gait strong, firm, very smooth and with plenty of drive.

Coat: Long, not less than 7 cm (3 in) on the body. Slightly wavy and very dry. A fine dense undercoat is required all over the body.

Tail: Long, well covered with hair and with an upward hook at the tip. Carried low but held neither to one side nor the other. The bone of the tail should reach at least to the point of the hock.

Colour: All black, or with white hairs scattered through the black coat. Fawn in all its shades, but the darker shades preferred. Fawns may have dark shadings on the ears, muzzle, back and tail, but these shadings must blend gradually into the rest of the coat, since any demarcation line denotes a bi-colour which is unacceptable. Briards may also be slate grey.

Size:

Dogs: 61 - 69 cm (24 - 27 in) at withers

Bitches: 58 - 64 cm (23 - 25.5 in) at withers.

Slight undersize is not to be considered a fault in an animal under eighteen months of age. A well balanced animal should never be penalised for being slightly over the maximum size.

Faults: Any departure from the foregoing points should be considered a fault and the seriousness with which the fault is regarded should be in exact proportion to its degree.

Note: Male animals should have two apparently normal testicles fully descended into the scrotum.

Any departure from the foregoing points should be considered a fault and the seriousness with which the fault should be regarded should be in exact proportion to its degree and its effect upon the health and welfare of the dog and on the dog's ability to perform its traditional work.

DOGS NEW ZEALAND

Official Breed Standard

Czechoslovakian Wolfdog

A breed standard is the guideline which describes the ideal characteristics, temperament, and appearance of a breed and ensures that the breed is fit for function with soundness essential. Breeders and judges should at all times be careful to avoid obvious conditions and exaggerations, as well as being mindful of features which could be detrimental in any way to the health, welfare or soundness of this breed.

TRANSLATION: Mrs. C. Seidler. Official language (DE).

ORIGIN: The former Czechoslovakian Republic.

PATRONAGE: Slovakian Republic.

DATE OF PUBLICATION OF THE OFFICIAL VALID STANDARD:
03.09.1999.

UTILIZATION: Working Dog.

FCI-CLASSIFICATION: Group 1 Sheepdogs and Cattle Dogs.

Section 1 Sheepdogs.

With working trial.

BRIEF HISTORICAL SUMMARY: In the year 1955 a biological experiment took place in the CSSR of that time, namely, the crossing of a German Shepherd Dog with a Carpathian wolf. The experiment established that the progeny of the mating of male dog to female wolf as well as that of male wolf to female dog, could be reared. The vast majority of the products of these matings possessed the genetic requirements for continuation of breeding. In the year 1965, after the ending of the experiment, a plan for the breeding of this new breed was worked out. This was to combine the usable qualities of the wolf with the favourable qualities of the dog. In the year 1982, the Československý Vlcák, through the general committee of the breeders' associations of the CSSR of that time, was recognized as a national breed.

GENERAL APPEARANCE: Firm type in constitution. Above average size with rectangular frame. In body shape, movement, coat texture, colour of coat and mask, similar to the wolf.

IMPORTANT PROPORTIONS:

- **Length of body:** Height at withers = 10: 9.
- **Length of muzzle:** Length of cranial region = 1: 1.5.

BEHAVIOUR / TEMPERAMENT: Lively, very active, capable of endurance, docile with quick reactions. Fearless and courageous. Suspicious. Shows tremendous loyalty towards his master. Resistant to weather conditions. Versatile in his uses.

HEAD: Symmetrical, well muscled. Seen from the side and from above, it forms a blunt wedge. Sex should be unmistakable.

CRANIAL REGION:

Skull: Seen from the side and from the front, the forehead is slightly arched. No marked frontal furrow. Occipital bone clearly visible.

Stop: Moderate.

FACIAL REGION:

Nose: Oval shape, black.

Muzzle: Clean, not broad; straight bridge of nose.

Lips: Tight fitting. No gap at corner of mouth. Rims of lips are black.

Jaws/Teeth: Jaws strong and symmetrical. Well developed teeth, specially the canines. Scissor or pincer bite with 42 teeth according to the usual tooth set. Regular teeth set.

Cheeks: Clean, sufficiently muscled, not markedly protruding.

EYES: Small, slanting, amber coloured. Well fitting lids.

EARS: Pricked, thin, triangular, short (i.e. not longer than 1/6th of the height at withers); the lateral point of the set on of the ears and the outer corner of the eyes are in a direct line. A vertical line from tip of ear would run close along the head.

NECK: Dry, well muscled. In repose forms an angle of up to 40 degrees to the horizontal. The neck must be sufficiently long for the nose to touch the ground effortlessly.

BODY:

Topline: Flowing transition from neck to body. Sloping away slightly.

Withers: Well muscled, pronounced. Though pronounced, they must not interrupt the flow of the topline.

Back: Firm and straight.

Loins: Short, well muscled, not broad, sloping slightly. Croup: Short, well muscled, not broad, falling away slightly.

Chest: Symmetrical, well muscled, roomy, pear-shaped and narrowing towards the sternum. The depth of chest does not reach to the elbows. The point of the sternum does not extend beyond the shoulder joints.

Underline and belly: Taut belly, tucked up. Slightly hollow in flanks.

TAIL: Set on high, hanging straight down. When dog is excited, generally raised in sickle shape.

LIMBS

FOREQUARTERS:

General appearance: The front legs are straight, strong, clean and close together with slightly turned out feet.

Shoulder: The shoulder blade is placed rather far forward, well muscled. It forms an angle of nearly 65 degrees to the horizontal.

Upper arm: Strongly muscled, forms an angle of 120 to 130 degrees to the shoulder blade.

Elbow: Close fitting, turned neither in nor out, well defined, flexible. Upper arm and forearm form an angle of approximately 150 degrees. Forearm: Long, clean and straight. The length of the forearm and pastern is 55% of height at withers.

Pastern joint: Solid, flexible.

Pastern: Long, forms an angle of at least 75 degrees to the ground. Lightly springy in movement.

Czechoslovakian Wolfdog continued...

Forefeet: Large, turned slightly outwards. Longish arched toes and strong, dark nails. Well defined, elastic, dark pads.

HINDQUARTERS:

General appearance: Powerful. The hind legs stand parallel. An imaginary vertical line drawn from the point of the ischium, would run midway through the hock joint. The dewclaws are undesirable and must be eliminated.

Upper thigh: Long, well muscled. Forms an angle of 80 degrees to the pelvis. The hip joint is sturdy and flexible.

Stifle (Knee): Strong and flexible.

Lower thigh: Long, clean, well-muscled. Forms an angle of about 130 degrees with the hock.

Hock joint: Clean, solid, flexible.

Hock: Long, clean. Position almost vertical to the ground.

Hind feet: Longish, arched toes with strong dark nails.

GAIT / MOVEMENT: Harmonious, light-footed, ground covering trot in which the limbs skim over the ground as closely as possible. Head and neck incline to the horizontal. Pacing when walking.

SKIN: Elastic, tight, without wrinkles, unpigmented.

COAT

Hair: Straight and close. Winter and summer coat differ greatly. In winter an immense undercoat is predominant and, together with the topcoat, forms a thick coat all over the body. It is necessary for the hair to cover the belly, the inside of the upper thigh, the scrotum, the inner part of the ear and the area between the toes. Well coated neck.

Colour: Yellowish-gray to silver-gray with a characteristic light mask. Light hair also on the underside of the neck and the forechest. Dark gray colour with light mask is permissible.

SIZE AND WEIGHT:

Height at withers: Dogs at least 65 cm,
Bitches at least 60 cm.

Weight: Dogs at least 26 kg, Bitches at least 20 kg.

FAULTS : Any departure from the foregoing points should be considered a fault and the seriousness with which the fault should be regarded should be in exact proportion to its degree and its effect upon the health and welfare of the dog.

- Heavy or light head.
- Flat forehead.
- The absence of two PM1 (premolar 1) or of both M3 (molar 3) is not to be penalized. However, the absence of one M3 in addition to 2 PM1 or the absence of one PM1 in addition to both M3 is to be considered as a fault.
- Dark brown, black or different coloured eyes.
- Coarse ear. High or low set-on of ear.
- Neck carried high in repose; low position of neck when standing.
- Unpronounced withers.
- Untypical topline.
- Long croup.
- Tail long, set on low and not carried correctly.
- Too little or too much angulation in forequarters.
- Weak pastern.
- Too little or too much angulation in hindquarters. Insufficient muscle.
- Barely pronounced mask.
- Short, wavy movement.

VERY SERIOUS FAULTS:

- Aggressive or overly shy.
- Any dog clearly showing physical or behavioural abnormalities.
- Discrepancy in proportions.
- Faults in deportment and temperament.
- Untypical head.
- Missing teeth (except 2 PM1 and the M 3, see § faults), irregular bite.
- Untypical shape and position of eyes.
- Untypical set-on and shape of ears.
- Dewlap.
- Strong slope in croup.
- Untypical ribcage.
- Tail untypical in set on and carriage.
- Faulty and untypical position of front legs.
- Stand-off and untypical coat.
- Colours other than those in the standard.
- Slack ligaments.
- Untypical movement.

NB:

- Male animals should have two apparently normal testicles fully descended into the scrotum.
- Only functionally and clinically healthy dogs, with breed typical conformation should be used for breeding.

Any departure from the foregoing points should be considered a fault and the seriousness with which the fault should be regarded should be in exact proportion to its degree and its effect upon the health and welfare of the dog and on the dog's ability to perform its traditional work.

DOGS NEW ZEALAND

Official Breed Standard

Collie (rough)



A breed standard is the guideline which describes the ideal characteristics, temperament, and appearance of a breed and ensures that the breed is fit for function with soundness essential. Breeders and judges should at all times be careful to avoid obvious conditions and exaggerations, as well as being mindful of features which could be detrimental in any way to the health, welfare or soundness of this breed.

CHARACTERISTICS: To enable the Collie to fulfil a natural bent for sheepdog work, its physical structure should be on the lines of strength and activity, free from cloddiness and without any trace of coarseness. Expression, one of the most important points in considering relative values, is obtained by the perfect balance and combination of skull and foreface; size, shape, colour and placement of eye, correct position and carriage of ears.

GENERAL APPEARANCE: The Collie should instantly appeal as a dog of great beauty, standing with impassive dignity, with no part out of proportion to the whole.

Head and Skull: The head properties are of great importance and must be considered in proportion to the size of the dog. When viewed from the front or the side the head bears a general resemblance to a well-blunted clean wedge, being smooth in outline. The skull should be flat. The sides should taper gradually and smoothly from the ears to the end of the black nose, without prominent cheek bones or pinched muzzle. Viewed in profile the top of the skull and the top of the muzzle lie in two parallel, straight lines of equal length, divided by a slight, but perceptible "stop" or break. A mid-point between the inside corner of the eyes (which is the centre of a correctly placed "stop") is the centre of balance in length of head. The end of the smooth, well-rounded muzzle is blunt, but not square. The under-jaw is strong, clean cut and the depth of the skull from the brow to the underpart of the jaw, must never be excessive (deep through). Whatever the colour of the dog, the nose must be black.

Eyes: These are a very important feature and give a sweet expression to the dog. They should be of medium size, set somewhat obliquely, of almond shape and of dark brown colour, except in the case of blue merles when the eyes are frequently (one or both, or part of one or both), blue or blue flecked. Expression full of intelligence, with a quick, alert look when listening.

Ears: These should be small and not too close together on top of

the skull, not too much to the side of the head. When in repose they should be carried thrown back, but when on the alert brought forward and carried semi-erect, i.e., with approximately two-thirds of the ear standing erect, the top third tipping forward naturally, below the horizontal.

Mouth: The teeth should be of good size, with the lower incisors fitting closely behind the upper incisors; a very slight space not to be regarded as a serious fault.

Neck: The neck should be muscular, powerful, of fair length and well arched.

Forequarters: The shoulders should be sloped and well-angled. The forelegs should be straight and muscular, neither in nor out at elbows, with a moderate amount of bone.

Body: The body should be a trifle long compared to the height, back firm with a slight rise over the loins; ribs well-sprung, chest deep and fairly broad behind the shoulders.

Hindquarters: The hind legs should be muscular at the thighs, clean and sinewy below, with well bent stifles. Hocks well let-down and powerful.

Feet: These should be oval in shape with soles well padded, toes arched and close together. The hind feet slightly less arched.

Gait: Movement is a distinct characteristic of this breed. A sound dog is never out at elbow, yet it moves with its front feet comparatively close together. Plaiting, crossing or rolling are highly undesirable. The hind legs, from the hock joint to the ground, when viewed from the rear, should be parallel. The hind legs should be powerful and full of drive. Viewed from the side the action is smooth. A reasonably long stride is desirable and this should be light and appear quite effortless.

Tail: The tail should be long with the bone reaching at least to the hock joint. To be carried low when the dog is quiet, but with a slight upward swirl at the tip. It may be carried gaily when the dog is excited, but not over the back.

Coat: The coat should fit the outline of the dog and be very dense. The outer coat straight and harsh to the touch, the undercoat soft, furry and very close, so close as to almost hide the skin. The mane and frill should be very abundant; the mask or face, smooth, also the ears at the tips, but they should carry more hair towards the base; the forelegs well feathered, the hind legs above the hocks profusely so, but smooth below. Hair on the tail very profuse.

Colour: The three recognised colours are sable and white, tricolour and blue merle.

Sable: Any shade from light gold to rich mahogany or shaded sable. Light straw or cream colour is highly undesirable.

Tricolour: Predominantly black with rich tan markings about the legs and head. A rusty tinge in the top coat is highly undesirable.

Blue Merle: Predominantly clear, silvery blue, splashed and marbled with black. Rich tan markings to be preferred, but their absence should not be counted as a fault. Large black markings, slate colour, or a rusty tinge either of the top or undercoat are highly undesirable.

White Markings: All the above may carry the typical white Collie markings to a greater or lesser degree. The following markings are favourable - White collar, full or part; white shirt, legs and feet; white tail tip. A blaze may be carried on muzzle or skull or both.

Weight and Size: Dogs: 55.8 - 60.9 cm (22 - 24 in) at shoulder. Bitches: 50.8 - 55.8 cm (20 - 22 in) at shoulder.

Collie (rough) continued...

Dogs: 20.4 - 29.4 kg (45 - 65 lb). Bitches: 18.1 - 24.9 kg (40 - 55 lb).

Faults: Length of head apparently out of proportion to body; receding skull or unbalanced head to be strongly condemned. Weak, snipy muzzle; domed skull; high peaked occiput, prominent cheek bones; dish-faced or Roman-nosed; undershot or overshot mouth; missing teeth; round or light coloured and glassy or staring eyes are highly objectionable. Body flat sided, short or cobby; straight shoulder or stifle; out at elbow; crooked forearms; cow-hocks or straight hocks, large, open or hare feet; feet turned in or out; long, weak pasterns; tail short, kinked or twisted to one side or carried over the back; a soft, silky or wavy coat or insufficient undercoat; prick ears, low-set ears; nervousness.

Note: Male animals should have two apparently normal testicles fully descended into the scrotum.

Any departure from the foregoing points should be considered a fault and the seriousness with which the fault should be regarded should be in exact proportion to its degree and its effect upon the health and welfare of the dog and on the dog's ability to perform its traditional work.

DOGS NEW ZEALAND

Official Breed Standard

Collie (smooth)



A breed standard is the guideline which describes the ideal characteristics, temperament, and appearance of a breed and ensures that the breed is fit for function with soundness essential. Breeders and judges should at all times be careful to avoid obvious conditions and exaggerations, as well as being mindful of features which could be detrimental in any way to the health, welfare or soundness of this breed.

CHARACTERISTICS: To enable the Collie to fulfil a natural bent for sheepdog work, its physical structure should be on the lines of strength and activity, free from cloddiness and without any trace of coarseness. Expression, one of the most important points in considering relative values, is obtained by the perfect balance and combination of skull and foreface, size, shape, colour and placement of eye, correct position and carriage of ears. Temperament should be gay and friendly, never nervous or aggressive.

GENERAL APPEARANCE: The Collie should instantly appear as gifted with its intelligence, alertness and activity. The Collie should stand with dignity, and his movements, governed by perfect anatomical formation, with no part out of proportion, should be smooth and graceful. The Collie should give the appearance of a dog capable of working.

Head and Skull: The head properties are of great importance and must be considered in proportion to the size of the dog. When viewed from both front and profile the head should bear a general resemblance to a well-blunted, clean wedge, being smooth in outline. The skull should be flat. The sides should taper gradually and smoothly from the ears to the end of the black nose, without prominent cheek bones or pinched muzzle. Viewed in profile the top of the skull and the top of the muzzle should lie in two parallel, straight planes of equal length, divided by a slight but perceptible "stop" or break. A mid-point between the inside corners of the eyes (which is the centre of a correctly placed "stop") should be the centre of balance in length of head. The end of the smooth, well-rounded muzzle should be blunt, but not square. The underjaw should be strong, clean cut, and the depth of the skull from the brow to the underpart of the jaw should never be excessive (deep through). Whatever the colour of the dog, the nose must be black.

Eyes: Are a very important feature and should give a sweet expression to the dog. They should be of medium size, set

somewhat obliquely, of almond shape and of dark brown colour, except in the case of blue merles when one or both eyes may be wall or jewelled. Expression full of intelligence with a quick, alert look when listening.

Ears: Should be moderately large, wider at the base, and placed not too close together nor too much on the side of the head. When in repose they should be carried thrown back, but when on the alert brought forward and carried semi-erect, that is, with approximately two-thirds of the ear standing erect, the top third tipping forward naturally, below the horizontal.

Mouth: The teeth should be of good size, with the lower incisors fitting closely behind the upper incisors; a very slight space not to be regarded as a serious fault.

Neck: Should be muscular, powerful, of fair length and well arched.

Forequarters: The shoulders should be sloped and well angulated. The forelegs should be straight and muscular, neither in nor out at the elbows, with a moderate amount of bone. The forearm somewhat fleshy with pasterns showing flexibility without weakness.

Body: Should be a trifle long compared with the height, back level and firm with a slight rise over the loins; ribs well-sprung; chest deep and fairly broad behind the shoulders.

Hindquarters: The hind legs should be muscular at the thighs, clean and sinewy below, with well bent stifles. Hocks well let-down and powerful.

Feet: Should be oval with soles well padded. Toes arched and close together. Hind feet slightly less arched.

Gait: Movement is a distinct characteristic of the breed. A sound dog is never out at elbow, yet it moves with its front feet comparatively close together. Plaiting, crossing or rolling are highly undesirable. The hind legs, from the hock joint to the ground, when viewed from the rear, should be parallel, powerful and full of drive. Viewed from the side the action should be smooth. A reasonably long stride is desirable and this should be light and appear quite effortless.

Tail: Should be long with the bone reaching at least to the hock joint. To be carried low when the dog is quiet but with a slight upward swirl at the tip. It may be carried gaily when the dog is excited, but never over the back.

Coat: A very important feature of the Smooth Collie is his short, flat top coat of harsh texture, with a very dense undercoat.

Colour: The three recognised colours are sable and white, tricolour and blue merle.

Sable: Any shade from light gold to rich mahogany or shaded sable. Light straw or cream colour is highly undesirable.

Tricolour: Predominantly black with rich tan markings about the legs and head. A rusty tinge in the top coat is highly undesirable.

Blue Merle: Predominantly clear, silvery blue, splashed and marbled with black. Rich tan markings to be preferred, but their absence should not be counted as a fault. Large black markings, slate colour, or a rusty tinge either of the top or undercoat are highly undesirable.

White Markings: All the above may carry the typical white Collie markings to a greater or lesser degree. The following markings are favourable - White collar, full or part; white shirt, legs and feet;

Collie (smooth) continued...

white tail tip. A blaze may be carried on muzzle or skull or both.

All white or predominantly white is most undesirable.

Weight and Size: Dogs: 55.8 - 60.9 cm (22 - 24 in) at shoulder.
Bitches: 50.8 - 55.8 cm (20 - 22 in) at shoulder.

Dogs: 20.4 - 29.4 kg (45 - 65 lb). **Bitches:** 18.1 - 24.9 kg (40 - 55 lb).

Faults: Any departure from the foregoing points should be considered a fault and the seriousness of the fault should be in exact proportion to its degree.

Note: Male animals should have two apparently normal testicles fully descended into the scrotum.

Any departure from the foregoing points should be considered a fault and the seriousness with which the fault should be regarded should be in exact proportion to its degree and its effect upon the health and welfare of the dog and on the dog's ability to perform its traditional work.

DOGS NEW ZEALAND

Official Breed Standard

Dutch Shepherd Dog



A breed standard is the guideline which describes the ideal characteristics, temperament, and appearance of a breed and ensures that the breed is fit for function with soundness essential. Breeders and judges should at all times be careful to avoid obvious conditions and exaggerations, as well as being mindful of features which could be detrimental in any way to the health, welfare or soundness of this breed.

HISTORY: Originally the main function of the Dutch Shepherd Dog was that of a shepherd's dog in the countryside. From early times, the Dutch had an arable culture that was, among other things, maintained by flocks of sheep. The dogs had to keep the flocks away from crops, which they did by patrolling the borders of the road and the fields. They also accompanied the flocks on their way to the common meadows, markets and ports.

At the farm, they kept the hens from the kitchen garden; they herded the cows together for milking and pulled the milk carts. They also alerted the farmers if strangers entered the farmyard. Around 1900, sheep flocks had for the greater part disappeared in the Netherlands. The versatile skills of the Dutch Shepherd Dog made him suitable for dog training, which was then starting to become popular. Thus he started on a new career as a police dog, as a search and tracking dog and as a guide dog for the blind. He is however, still capable of herding sheep. The breed's first standard dates from 12 June 1898.

GENERAL APPEARANCE: A medium sized, middle weighted, well-muscled dog of powerful and well-balanced structure. A dog with lots of endurance, a lively temperament and an intelligent expression. Depending on the coat the breed is distinguished in the following varieties; short, long and wire haired.

Important proportions: The length of the body (from point of shoulder to point of buttock) exceeds the height at the withers at a ratio of 10.9 as suits a trotting dog.

The proportion of the length of the skull to the muzzle is 1.1
Characteristics:

Temperament: Very loyal and reliable, always alert, watchful, active, independent, with persistence, intelligence, prepared to be obedient and gifted with true shepherding temperament. The Dutch Shepherd Dog works willingly together with its owner and deals independently with any task which is assigned to him.

When herding larger flocks he must have the capacity to work together with several other dogs.

Head/Skull: In good proportion to the body. Seen from above and in profile it is wedge-shaped. Its shape is rather elongated, without wrinkles; dry, with flat cheeks and no pronounced cheekbones. Because of the coat, the head of the wirehaired variety appears to be more square, but this is an illusion.

Skull: Flat.

Stop: Slight, though clearly present.

Nose: Black.

Muzzle: Slightly longer than the flat forehead. Bridge of the muzzle straight and parallel to the top line of the cranial region.

Lips: Tight and well pigmented.

Eyes: Dark coloured and medium sized. They eyes are almond shaped and slightly oblique. The eyes should not be set too wide and should not protrude.

Ears: Medium sized. When the dog is alert, the ears are carried high and erect.

Mouth: Scissor bite, strong, regular and complete.

Neck: Not too short, dry, without folds and gradually flowing into the body.

Forequarters: The forelegs are powerful, of good length, well muscled. The bone is solid but not heavy. Always generally showing a straight line, but with sufficient suppleness of pastern.

Shoulders: Shoulder-blades well joined to the body and well sloping.

Upper arm: Approximately equal length to the shoulder blades and well angulated with the connecting bones.

Elbow: Well attached.

Body: Firm but not coarse.

Top line: There is a smooth, gentle transition from the neck to the top line of the body, in which head and neck are carried in natural pose.

Back: Straight and firm.

Loin: Firm, neither long nor narrow.

Croup: Slightly sloping, not short.

Underline and belly: Slight tuck up.

Chest: Deep and long enough, not narrow, ribs slightly sprung.

Fore chest: Fairly well developed.

Hindquarters: The hind legs are powerful and well muscled. The bone is solid but never heavy. Not excessively angulated.

Thigh and lower thigh: Of approximately equal length.

Hock: Perpendicular below the point of buttock.

Dewclaws: None present.

Feet: Oval. Well knit, toes arched. Black nails and elastic dark pads.

Tail: At rest, handling straight down or with a slight curve. Reaches to the hock. In action, carried gracefully upwards, never curled or carried sideways.

Gait/Movement: The Dutch Shepherd Dog is a trotter with free, smooth and supple movement, without exaggerated drive or stride.

Coat: Short Hair: All over the body, quite hard, close-fitting, not too short coat, with woolly undercoat. Ruff, breeches and feathered tail plume must be clearly visible.

Dutch Shepherd Dog continued...

Long Hair: All over the body, long, straight well fitting, harsh to touch, without curl or waves and with a woolly undercoat. Distinct ruff and breeches. Tail abundantly coated. Head, ears and feet and also the hind legs below the hocks are short and densely coated. The backsides of the forelegs show a strongly developed coat, shortening in length towards the feet, the so called feathering. No fringes at the ears.

Wire Hair: Dense, harsh tousled coat and a woolly, dense undercoat all over the body except for the head.

The coat should be close.

Upper and lower lip should be well-covered with hair, the whiskers and beard, and two well defined, coarse rough eyebrows that are distinct but not exaggerated.

Furnishings are not soft. The hair on the skull and on the cheeks is less strongly developed. In profile it seems as if the head has a more square appearance. Strongly developed breeches are desirable. Tail is covered all round with hair. The brindle colour may be less pronounced because of the tousled coat. The wire hair coat should be hand plucked on an average twice a year.

Colour: Brindle: The basic colour is golden or silver. Golden can vary from light sand-coloured to chestnut red, The brindle is clearly present all over the body, in the ruff, breeches and tail. Too much black is undesirable. A black mask is preferable.

Heavy white markings on chest or feet is not desirable.

Size: Height at the withers:

Dogs: 57-62 cm (22 ½ to 24 ½ in.),

Bitches: 55-60 cm (21 ½ to 23 ½ in.)

Faults: Any departure from the foregoing points should be considered a fault and the seriousness with which the fault should be regarded should be in exact proportion to its degree and its effect upon the functional health and welfare of the dog.

Very Serious Faults:

- • Aggressive or overly shy.
- • Lack of breed type
- • Any dog clearly showing physical or behavioural abnormalities.

Notes: Male animals should have two apparently normal testicles fully descended into the scrotum.

Any departure from the foregoing points should be considered a fault and the seriousness with which the fault should be regarded should be in exact proportion to its degree and its effect upon the health and welfare of the dog and on the dog's ability to perform its traditional work.

DOGS NEW ZEALAND

Official Breed Standard

Finnish Lapphund



A breed standard is the guideline which describes the ideal characteristics, temperament, and appearance of a breed and ensures that the breed is fit for function with soundness essential. Breeders and judges should at all times be careful to avoid obvious conditions and exaggerations, as well as being mindful of features which could be detrimental in any way to the health, welfare or soundness of this breed.

BRIEF HISTORICAL SUMMARY : For hundreds of years the Lapps have used dogs of the same type as the Finnish Lapphund as reindeer herders and watchdogs in Finnish Scandinavia and in the northern parts of Russia. Due to these dogs, the first standard of the Lapponian Herder was established by the Finnish Kennel Club in 1945. The breed name was changed into Lapphund in 1967. In the 1970" the type and picture of the breed became fixed and the standard has been specified several times. The breed name was again changed to Finnish Lapphund in 1993. The breed type has been become stable in a short time and today the breed is very popular in the whole of Finland, mainly as a house and hobby dog.

GENERAL APPEARANCE: Smaller than medium sized, its conformation is strong for its size, slightly longer than the height at the withers. Long and thick coated with pricked ears.

Important Proportions: The depth of the body is slightly less than half of the height at the withers. The muzzle is slightly shorter than the skull. The skull is slightly longer than broad, the depth is the same as the breadth.

Characteristics: Utilisation – Originally a herder and watch dog used in the work of keeping reindeer. Today also popular as a companion dog.

F.C.I. Classification – Group 5 Spitz and primitive type, Section 3 Nordic Watchdogs and Herders.

Temperament: Keen, courageous, calm and willing to learn. Friendly and Faithful.

Head and Skull: Strong in outline, rather broad.

Cranial Region:

Skull – Broad, slightly convex. The forehead is rather domed. The frontal furrow is clearly defined.

Stop – Clearly defined.

Facial Region:

Nose – Preferably black, yet harmonising with the coat colour.

Muzzle – Strong, broad and straight; viewed from above and in profile, evenly tapering, but only slightly.

Lips – Tight.

Cheeks:The zygomatic arches are clearly marked [defined].

Eyes: Dark brown in colour, yet harmonising with the coat colour. Oval shaped. The expression is soft and friendly.

Ears: Medium sized. Carried erect or semi:erect, set rather far apart. Triangular in shape, rather broad at the base. Very mobile.

Mouth: The jaws are strong. Scissor bite.

Neck: Medium in length, strong and covered with profuse hair.

Forequarters: General Appearance: Powerful with strong bones. Viewed from the front straight and parallel.

Shoulders – Slightly oblique.

Upper Arm – As long as the shoulder blade. The angle between shoulder and upper arm is rather open.

Elbows – Placed slightly lower than the lower edge of the ribcage, pointing straight backwards.

Forearm – Rather strong, vertical.

Carpus [Wrist] – Flexible.

Pastern – Of medium length, slightly sloping.

Body:

Withers : Muscular and broad, only slightly marked [not prominent].

Back – Strong and straight.

Loins – Short and muscular.

Croup – Of medium length, well developed, sloping only slightly.

Chest – Deep, rather long, reaching almost to the elbows, not very broad. The ribs are slightly arched; the forechest clearly visible but not too pronounced.

Underline – Slightly tucked up.

Hindquarters: General Appearance – Strong boned, powerful. Viewed from behind, straight and parallel. The angulation is clearly marked but not too strongly.

Upper Thigh – Of medium length, rather broad with well developed muscles.

Stifles – Pointed forward, the angulation is clearly marked [well angulated].

Second Thigh – Relatively long and sinewy.

Hock Joint – Moderately low set; the angulation is clearly marked but not too strongly. [Moderate angulation]

Metatarsus [Rear Pastern] – Rather short, strong and vertical.

Feet: Well arched, oval rather than round, covered with dense hair. The pads are elastic with the sides covered with dense hair. Rear dewclaws are not desirable.

Tail: Set rather high, medium in length, covered with profuse and long hair. The tip of the tail may have aJ:formed hook. In movement the tail in curved over the back or side; at rest it may hang down.

Gait/Movement: Effortless. Changes easily from trot to gallop, which is the most natural style of movement. The legs move parallel. Agile and fast when working.

Coat: Skin : Tight overall without wrinkles.

Hair: Profuse, the males especially have an abundant mane. The outer coat is long, straight and harsh. On the head and on the front of the legs, the coat is shorter. There must be a soft and dense undercoat.

Colour: All colours are permitted. The basic colour must be dominant. Colours other than the basic colour can occur on head, neck, chest, underside of the body, on legs and tail.

Size: Height at withers - Ideal height for males - 49 cm [19.5 ins]

Finish Lapphund continued...

Ideal height for females - 44 cm [17 ins]

With a tolerance of +/- 3 cm [just over 1 in]

Type is more important than size.

Faults: Any departure from the foregoing points should be considered a fault and the seriousness with which the fault should be regarded should be in exact proportion to its degree.

Males not masculine and females not feminine

Light head, insufficient stop.

Dropped ears.

Tail carriage continuously lower than the topline.

Over angulated or too straight rear angulation.

Lack of under coat. Flat coat. Curly outer coat.

Basic colour indistinct.

Serious Faults:

Over or undershot mouth.

Kinky tail

Note: Male animals should have two apparently normal testicles fully descended into the scrotum.

Any departure from the foregoing points should be considered a fault and the seriousness with which the fault should be regarded should be in exact proportion to its degree and its effect upon the health and welfare of the dog and on the dog's ability to perform its traditional work.

DOGS NEW ZEALAND

Official Breed Standard

German Shepherd Dog (stock coat)



A breed standard is the guideline which describes the ideal characteristics, temperament, and appearance of a breed and ensures that the breed is fit for function with soundness essential. Breeders and judges should at all times be careful to avoid obvious conditions and exaggerations, as well as being mindful of features which could be detrimental in any way to the health, welfare or soundness of this breed.

FCI Standard No 166 dated 23 March 1991

Translated by German Shepherd Dog Council of Australia

Country of Origin: Germany

Group: Group 5 (Working Dogs)

History: According to the official records of the Verein für Deutsche Schäferhunde (SV) (The German Shepherd Dog Club in Germany) with its headquarters in Augsburg, the standard was originally developed at the first meeting of members in Frankfurt am Main on 20th September 1899 based on the proposals of A Meyer and M von Stephanitz. The next step was to have the breed standard accepted by the VDH (German Kennel Club).

Amendments were made to the standard during the 6th meeting of the association on the 28th July 1901, during the 23rd meeting in Cologne on the 17th September 1909, by the Board of Directors and Advisory Committee in Wiesbaden on the 5th September 1930, and at the Board of Directors and Breed Committee meeting on 25th March 1961. Within the framework of the World Union of German Shepherd Dog Clubs (WUSV), it was revised and confirmed at the WUSV meeting on 30th August 1976 and reviewed, catalogued by authorisation and resolution of the Executive and Advisory Committee on 23rd March 1991. Further amendments were made at the meeting of the federation on 25 May 1997, 31 May 2001/1 June 2011 and 6 & 7 June 2009.

The German Shepherd Dog, whose planned breeding commenced in the year 1899 after the founding of the German Shepherd Dog Club in Germany, was bred from central German and southern German strains of existing herding dogs with a final goal of creating a working dog predisposed to a high working aptitude. In order to reach this goal the breed standard was laid down which relates to physical attributes as well as those of temperament and character.

GENERAL APPEARANCE: The German Shepherd Dog is medium size, slightly elongated, strong and well muscled, the bones are dry and the overall construction firm.

The length of the body is greater than the height at the withers by about 10 to 17%.

Characteristics: Purpose and Usage: Versatile Utility, Herding, Guard and Service Dog.

Temperament: The German Shepherd Dog must be of well balanced temperament, steady of nerves, self assured, absolutely at ease (except when provoked) and good natured as well as attentive and easy to train. He must possess instinctive drive, resilience and self confidence in order to be suitable as a companion, watch dog, protection, service and herding dog.

Head and Skull: The head is wedge-shaped, proportionate in size to the body, (length of head about 40% of height of withers) without being coarse or too elongated, in overall appearance dry and moderately broad between the ears. The forehead is only slightly domed when viewed from front and the side and without any or only slightly indicated central furrow.



Richardson

The proportion of the skull to muzzle is 50% to 50%. The breadth of the skull corresponds approximately to its length. The skull (viewed from above) tapers evenly from the ears to the nose with a sloping, not sharply defined stop, into the wedge shaped foreface (muzzle). Upper and lower jaws are strongly developed. The top of the muzzle is straight, a dish faced or convex curve is not desired. The lips are tight, well fitted and of a dark colour.

The nose must be black.

Eyes: The eyes are of medium size, almond shaped, slightly oblique and not protruding. The colour of the eyes should be as dark as possible. Light piercing eyes are not desirable as they detract from the expression of the dog.

Ears: The German Shepherd Dog has erect ears of medium size that are carried upright and almost parallel (not tilted inwards). They taper to a point and are set with the orifice to the front. Tipped ears and drop ears are faulty. Ears carried laid back, during gaiting or when at rest are not faulty.

Mouth: The dentition must be strong, healthy and complete (42 teeth conforming to the dentition formula) the German Shepherd Dog has a scissor bite that is, the incisors must fit scissor-like to each other so that the incisors of the upper jaw overlap those of the lower jaw in a scissor fashion. Level, over or undershot bites are faulty, as well as large gaps between the teeth. It is a fault when the incisors are placed in a straight line in the gums. The jawbones must be strongly developed so that the teeth are embedded deeply in the gum line.

Neck: The neck should be strong, and well muscled and free from throatiness (dewlap) the angle to the body (horizontal) is approximately 45 degrees.

Forequarters: The forelegs are straight viewed from all sides, and when viewed from front must be absolutely parallel.

German Shepherd Dog (stock coat) continued...

The shoulder blade and upper arm are of equal length and firmly attached to the body with strong musculature. The angulation of the upper arm and shoulder blade ideally should be at 90 degrees but generally up to 110 degrees.

The elbows must be neither turned in nor turned out while in stance or in movement. The forearms when viewed from all sides are straight and absolutely parallel, dry and firmly muscled. The pastern is approximately one third of the length of the forearm and has an angle of approximately 20 degrees to 22 degrees to the forearm. Both infirm (more than 22 degrees) as well as steep pasterns (less than 20 degrees) restrict the working ability of the dog and in particular its endurance.

Body: The topline flows from the set on of the neck, over the high long withers and over the straight back to the slightly sloping croup without a noticeable break. The back is moderately long, firm, strong and well muscled. The loin is broad, short, strongly developed and well muscled. The croup should be long and slightly sloping (approximately 23 degrees to the horizontal) into the set on of the tail without disruption to the topline.

The chest should be moderately broad; the underchest is as long as possible and well developed. The depth of chest should be approximately 45% to 48% of the height at the withers.

The ribs should be moderately sprung, barrel-chested is equally faulty as slab sided.

Hindquarters: The position of the hind legs is slightly set back, when viewed from rear the hind legs are parallel to each other. Upper and lower thighs are of almost equal length and form an angle of approximately 120 degrees, the thighs are strong and well muscled.

The hock joints are well developed and firm, the rear pasterns stand perpendicular under the hock joint.

Feet: The front feet are rounded, well closed and arched. The pads are hard but not inflexible. The nails are strong and dark in colour.

The hind feet are closed slightly arched; the pads are hard and dark in colour. The nails are strong, arched and also dark in colour.

Tail: The tail extends to at least the hock joint, however, not beyond the middle of the rear pastern. It has slightly longer hair on the underside and is carried in a gentle hanging curve when relaxed. It can be carried higher when excited or during movement but not above the horizontal. Corrective surgery is forbidden.

Gait/Movement: The German Shepherd Dog is a trotter. The limbs must be of such length and angulation that the hindquarter may be thrust well forward under the body and the forequarter reaches equally far forward without noticeable change to the backline.

Any tendency towards over-angulation of the hindquarter decreases the firmness and endurance and therefore the dog's utmost working ability. Correct structural proportions and angulations result in a ground covering, low to the ground movement that gives the impression of effortless forward propulsion. With the head pushed forward and a slightly raised tail, an even, balanced and smooth trot, results in a gently curving and unbroken topline, running from the tips of the ears and over the neck and back through to the end of the tail.

Coat: The German Shepherd Dog is bred in the coat varieties: stock coat and long stock coat, both with undercoat.

Stock Coat:

The top coat should be as dense as possible, straight, harsh and close lying. It should be short on the head, including the inside of the ears, the front of the legs, and on the feet and toes; it is a little longer and heavily coated on the neck. The hair lengthens on the back of the legs to the pasterns or hock joints; and on the back of the thighs it forms moderate breeching

Colour: Black with reddish tan, black/tan, black/gold to light grey markings. All black, grey (commonly known as sables) with dark shadings; black saddle and mask. Unobtrusive small white markings on chest as well as very light colour on insides of legs permissible but not desirable. The nose must be black in all colour types. Lacking mask, light to piercing eyes, as well as light to whitish markings on chest and inner sides of the legs, light nails and red tip of tail are to be rated as lacking in pigment. The undercoat is of a light grey toning. The colour white is not permitted.

Sizes: Dogs:

Height at withers: 60–65 cm (23.6–25.6 inch)

Weight: 30–40 kg (66–88 lbs)

Bitches:

Height at withers: 55–60 cm (21.7–23.6 inch)

Weight: 22–32 kg (48.5–70.5 lbs)

The length of body is greater than the height at withers by approximately 10-17%.

Faults: Any departure from the foregoing points should be considered a fault and the seriousness with which the fault should be regarded should be in exact proportion to its degree and its effect upon the health and welfare of the dog.

MAJOR FAULTS

- Any deviations from the above described breed characteristics that impair the working ability of the dog.
- Ear faults: Laterally too low set ears, tipped ears, inward tilted ears, ears that are not firm.
- Severe lack of pigmentation.
- Severe lack in overall firmness.

DENTITION FAULTS

- All deviations from a scissor bite and the dentition formula as far as it does not concern disqualifying faults (see below)

VERY SERIOUS FAULTS

- a) Weak character, aggression without provocation or nervousness.
- b) Dogs with proven severe Hip Dysplasia.
- c) Monorchids and cryptorchids, as well as dogs with clearly uneven or atrophied (stunted) testicles.
- d) Disfiguring ear or tail defects.
- e) Dogs with deformities.
- f) Dogs with missing teeth as follows:-
 - 1 Pre-Molar 3, and one further tooth, or
 - 1 Canine, or
 - 1 Pre-Molar 4, or
 - 1 Molar 1, or
 - 1 Molar 2, or
 - 3 or more teeth altogether.
- g) Dogs with jaw defects: - Overshot 2 mm (1/8 inch) or more. Undershot. Level bite in whole of the incisor area.
- h) Dogs that are more than 1 cm (1/2 inch) over or under size.
- i) Albinism.
- j) White coat colour (even with dark eyes and nails).
- k) **Longcoat:** Long, soft top coat without undercoat, usually with a parting down the middle of the back, flags on ears and legs and tail.

German Shepherd Dog (stock coat) continued...

Notes: Males must have two normally developed testicles fully descended in the scrotum.

Any departure from the foregoing points should be considered a fault and the seriousness with which the fault should be regarded should be in exact proportion to its degree and its effect upon the health and welfare of the dog and on the dog's ability to perform its traditional work.

DOGS NEW ZEALAND

Official Breed Standard

German Shepherd Dog (long stock)



A breed standard is the guideline which describes the ideal characteristics, temperament, and appearance of a breed and ensures that the breed is fit for function with soundness essential. Breeders and judges should at all times be careful to avoid obvious conditions and exaggerations, as well as being mindful of features which could be detrimental in any way to the health, welfare or soundness of this breed.

FCI Standard No 166 dated 23 March 1991

Translated by German Shepherd Dog Council of Australia

Country of Origin: Germany

Group: Group 5 (Working Dogs)

History: According to the official records of the Verein für Deutsche Schäferhunde (SV) (The German Shepherd Dog Club in Germany) with its headquarters in Augsburg, the standard was originally developed at the first meeting of members in Frankfurt am Main on 20th September 1899 based on the proposals of A Meyer and M von Stephanitz. The next step was to have the breed standard accepted by the VDH (German Kennel Club).

Amendments were made to the standard during the 6th meeting of the association on the 28th July 1901, during the 23rd meeting in Cologne on the 17th September 1909, by the Board of Directors and Advisory Committee in Wiesbaden on the 5th September 1930, and at the Board of Directors and Breed Committee meeting on 25th March 1961. Within the framework of the World Union of German Shepherd Dog Clubs (WUSV), it was revised and confirmed at the WUSV meeting on 30th August 1976 and reviewed, catalogued by authorisation and resolution of the Executive and Advisory Committee on 23rd March 1991. Further amendments were made at the meeting of the federation on 25 May 1997, 31 May 2001/1 June 2011 and 6 & 7 June 2009.

The German Shepherd Dog, whose planned breeding commenced in the year 1899 after the founding of the German Shepherd Dog Club in Germany, was bred from central German and southern German strains of existing herding dogs with a final goal of creating a working dog predisposed to a high working aptitude. In order to reach this goal the breed standard was laid down which relates to physical attributes as well as those of temperament and character.

GENERAL APPEARANCE: The German Shepherd Dog is medium size, slightly elongated, strong and well muscled, the bones are dry and the overall construction firm.

The length of the body is greater than the height at the withers

by about 10 to 17%.

Characteristics: Purpose and Usage: Versatile Utility, Herding, Guard and Service Dog.

Temperament: The German Shepherd Dog must be of well balanced temperament, steady of nerves, self assured, absolutely at ease (except when provoked) and good natured as well as attentive and easy to train. He must possess instinctive drive, resilience and self confidence in order to be suitable as a companion, watch dog, protection, service and herding dog.

Head and Skull: The head is wedge-shaped, proportionate in size to the body, (length of head about 40% of height of withers) without being coarse or too elongated, in overall appearance dry and moderately broad between the ears. The forehead is only slightly domed when viewed from front and the side and without any or only slightly indicated central furrow.

The proportion of the skull to muzzle is 50% to 50%. The breadth of the skull corresponds approximately to its length. The skull (viewed from above) tapers evenly from the ears to the nose with a sloping, not sharply defined stop, into the wedge shaped foreface (muzzle). Upper and lower jaws are strongly developed. The top of the muzzle is straight, a dish faced or convex curve is not desired. The lips are tight, well fitted and of a dark colour.

The nose must be black.

Eyes: The eyes are of medium size, almond shaped, slightly oblique and not protruding. The colour of the eyes should be as dark as possible. Light piercing eyes are not desirable as they detract from the expression of the dog.

Ears: The German Shepherd Dog has erect ears of medium size that are carried upright and almost parallel (not tilted inwards). They taper to a point and are set with the orifice to the front. Tipped ears and drop ears are faulty. Ears carried laid back, during gaiting or when at rest are not faulty.

Mouth: The dentition must be strong, healthy and complete (42 teeth conforming to the dentition formula) the German Shepherd Dog has a scissor bite that is, the incisors must fit scissor-like to each other so that the incisors of the upper jaw overlap those of the lower jaw in a scissor fashion. Level, over or undershot bites are faulty, as well as large gaps between the teeth. It is a fault when the incisors are placed in a straight line in the gums. The jawbones must be strongly developed so that the teeth are embedded deeply in the gum line.

Neck: The neck should be strong, and well muscled and free from throatiness (dewlap) the angle to the body (horizontal) is approximately 45 degrees.

Forequarters: The forelegs are straight viewed from all sides, and when viewed from front must be absolutely parallel.

The shoulder blade and upper arm are of equal length and firmly attached to the body with strong musculature. The angulation of the upper arm and shoulder blade ideally should be at 90 degrees but generally up to 110 degrees.

The elbows must be neither turned in nor turned out while in stance or in movement. The forearms when viewed from all sides are straight and absolutely parallel, dry and firmly muscled. The pastern is approximately one third of the length of the forearm and has an angle of approximately 20 degrees to 22 degrees to the forearm. Both infirm (more than 22 degrees) as well as steep pasterns (less than 20 degrees) restrict the working ability of the dog and in particular its endurance.

German Shepherd Dog (long coat) continued...

Body: The topline flows from the set on of the neck, over the high long withers and over the straight back to the slightly sloping croup without a noticeable break. The back is moderately long, firm, strong and well muscled. The loin is broad, short, strongly developed and well muscled. The croup should be long and slightly sloping (approximately 23 degrees to the horizontal) into the set on of the tail without disruption to the topline.

The chest should be moderately broad; the underchest is as long as possible and well developed. The depth of chest should be approximately 45% to 48% of the height at the withers.

The ribs should be moderately sprung, barrel-chested is equally faulty as slab sided.

Hindquarters: The position of the hind legs is slightly set back, when viewed from rear the hind legs are parallel to each other. Upper and lower thighs are of almost equal length and form an angle of approximately 120 degrees, the thighs are strong and well muscled.

The hock joints are well developed and firm, the rear pasterns stand perpendicular under the hock joint.

Feet: The front feet are rounded, well closed and arched. The pads are hard but not inflexible. The nails are strong and dark in colour.

The hind feet are closed slightly arched; the pads are hard and dark in colour. The nails are strong, arched and also dark in colour.

Tail: The tail extends to at least the hock joint, however, not beyond the middle of the rear pastern. It has slightly longer hair on the underside and is carried in a gentle hanging curve when relaxed. It can be carried higher when excited or during movement but not above the horizontal. Corrective surgery is forbidden.

Gait/Movement: The German Shepherd Dog is a trotter. The limbs must be of such length and angulation that the hindquarter may be thrust well forward under the body and the forequarter reaches equally far forward without noticeable change to the backline.

Any tendency towards over-angulation of the hindquarter decreases the firmness and endurance and therefore the dog's utmost working ability. Correct structural proportions and angulations result in a ground covering, low to the ground movement that gives the impression of effortless forward propulsion. With the head pushed forward and a slightly raised tail, an even, balanced and smooth trot, results in a gently curving and unbroken topline, running from the tips of the ears and over the neck and back through to the end of the tail.

Coat: The German Shepherd Dog is bred in the coat varieties: stock coat and long stock coat, both with undercoat.

Long Stock Coat (Long Coat):

The top coat should be long, soft and not close fitting, with feathering on the ears and legs, bushy breeches and bushy tail forming flags below. It should be short on the head including the inside of the ears, the front side of the legs, on the feet and toes, it is longer and heavily coated on the neck, almost forming a mane. The hair lengthens on the back of the legs to the pasterns or hock joints; and on the back of the thighs it forms distinct breeching.

Colour: Black with reddish tan, black/tan, black/gold to light grey markings. All black, grey (commonly known as sables) with dark shadings; black saddle and mask. Unobtrusive small white markings on chest as well as very light colour on insides of legs permissible but not desirable. The nose must be black in all colour types. Lacking mask, light to piercing eyes, as well as light to whitish markings on chest and inner sides of the legs, light nails and red tip of tail are to be rated as lacking in pigment. The undercoat is of a light grey toning. The colour white is not permitted.

Sizes: Dogs:

Height at withers: 60–65 cm (23.6–25.6 inch)

Weight: 30–40 kg (66–88 lbs)

Bitches:

Height at withers: 55–60 cm (21.7–23.6 inch)

Weight: 22–32 kg (48.5–70.5 lbs)

The length of body is greater than the height at withers by approximately 10-17%.

Faults: Any departure from the foregoing points should be considered a fault and the seriousness with which the fault should be regarded should be in exact proportion to its degree and its effect upon the health and welfare of the dog.

MAJOR FAULTS

- Any deviations from the above described breed characteristics that impair the working ability of the dog.
- Ear faults: Laterally too low set ears, tipped ears, inward tilted ears, ears that are not firm.
- Severe lack of pigmentation.
- Severe lack in overall firmness.

DENTITION FAULTS

- All deviations from a scissor bite and the dentition formula as far as it does not concern disqualifying faults (see below)

VERY SERIOUS FAULTS

- a) Weak character, aggression without provocation or nervousness.
- b) Dogs with proven severe Hip Dysplasia.
- c) Monorchids and cryptorchids, as well as dogs with clearly uneven or atrophied (stunted) testicles.
- d) Disfiguring ear or tail defects.
- e) Dogs with deformities.
- f) Dogs with missing teeth as follows:-
 - 1 Pre-Molar 3, and one further tooth, or
 - 1 Canine, or
 - 1 Pre-Molar 4, or
 - 1 Molar 1, or
 - 1 Molar 2, or
 - 3 or more teeth altogether.
- g) Dogs with jaw defects: Overshot 2 mm (1/8 inch) or more. Undershot. Level bite in whole of the incisor area.
- h) Dogs that are more than 1cm (1/2 inch) over or under size.
- i) Albinism.
- j) White coat colour (even with dark eyes and nails).
- k) Longcoat: Long, soft top coat without undercoat, usually with a parting down the middle of the back, flags on ears and legs and tail.

Notes: Males must have two normally developed testicles fully descended in the scrotum.

Any departure from the foregoing points should be considered a fault and the seriousness with which the fault should be regarded should be in exact proportion to its degree and its effect upon the health and welfare of the dog and on the dog's ability to perform its traditional work.

DOGS NEW ZEALAND

Official Breed Standard

Hungarian Puli



Davidson

A breed standard is the guideline which describes the ideal characteristics, temperament, and appearance of a breed and ensures that the breed is fit for function with soundness essential. Breeders and judges should at all times be careful to avoid obvious conditions and exaggerations, as well as being mindful of features which could be detrimental in any way to the health, welfare or soundness of this breed.

GENERAL APPEARANCE: The Hungarian Puli is an ancient breed of Hungarian herding dog, medium sized, nimble and extremely intelligent. In relation to size it is sturdy and muscular, wiry with fine bone. It is not easy to assess the body purely on visual examination, for the whole should be well covered with a long (according to age) and profuse corded coat. The long hair overshadows the eyes like an umbrella. Viewed from the side the trunk and limbs of the Puli must present a square figure.

Head and Skull: Disregarding the hair, the head should be small and fine with a slightly domed skull. From the front it appears round; from the side almost elliptical. The muzzle one-third the length of the head, with a well defined stop, not snipy but bluntly rounded. The arches of the eye socket should be well defined; nose relatively large and black; eyelids and flews black.

Eyes: Should be of medium size, dark brown and of lively expression.

Ears: Set slightly below the level of the skull, V-shaped and pendant, of medium size and covered with long hair. The length of the ears should be about half the length of the head. Ears must not appear noticeable even when alert.

Mouth: The roof of the mouth should be uniformly dark or variegated with deep pigmented spots on dark base. Flews tight and black. The tongue bright red. The jaws and teeth should be strong with a perfect regular and complete scissor bite i.e., the upper teeth closely overlapping the lower teeth and set square to the jaws.

Neck: The neck should be held at an angle of 45 degrees to the horizontal, of medium length, tight and muscular. When fully coated, it is essential that the neck seems to merge with the body.

Forequarters: The shoulders should be well laid. Elbows tight. The fore legs should be straight and muscular and, viewed from any angle, should be vertical. The feet should be short, round

and tight. The nails black or slate grey. The pads springy and dark grey in colour.

Body: The withers should be slightly higher than the level of the back, which should be of medium length. Loin short and broad, belly slightly tucked up. The ribs deep, broad and well sprung. The rump should be short and slightly sloping but this is not obvious because of the tightly curled tail. The chest deep and medium broad.

Hindquarters: Should be strong and well muscled. The pelvis forms an angle of 90 degrees with the upper thighbone. The upper and lower thighbone enclose an angle of 100 to 110 degrees. Deviation from this angulation in either direction is undesirable. Well bent stifles, hocks set fairly low and hindfeet (toes) should be slightly longer than the forefeet. Nails strong. A wide pelvis is desirable, especially in bitches.

Gait: Its stride is not far reaching. Its gallop is short. The typical movement is short-stepping and very quick in harmony with its lively disposition. Movement never heavy, lethargic or lumbering.

Tail: Should be of medium length and curled tightly over the rump/loin area; the long hair of the tail mixes indistinguishably with the similar hair of the rump so that the tail does not appear separate.

Coat: The correct proportion of top and undercoat creates naturally the desired narrow cords, which are less inclined to become matted. The coat is generally longest on the hindquarters and shortest on head and feet. Some dogs will grow a floor length coat. A combed coat is as undesirable as a neglected one. The coat should be corded, and matting or felting should be avoided.

Colour: The acceptable colours are black, rusty black, apricot and various shades of grey and white. The black sometimes appears weathered and rusty or slightly grey. An inter-mixture of hair of different colours (white or black) is usually present in greys, but the overall appearance must be that of a solid colour. A white spot on the chest of not more than 5 cm (2 in) is permissible, a few white hairs on the feet are also allowable. The whole skin should be well pigmented and slate grey in colour.

Weight and Size: Ideal Height: Dogs: 40 - 44 cm (16 - 17.5 in) Bitches: 37 - 41 cm (14 - 16 in). Ideal Weight: Dogs: 13 - 15 kg (28.5 - 33 lb) Bitches: 10 - 13 kg (22 - 28.5 lb)

Faults: Any departure from the foregoing points should be considered a fault and the seriousness of the fault should be in exact proportion to its degree.

Note: Male animals should have two apparently normal testicles fully descended into the scrotum.

Any departure from the foregoing points should be considered a fault and the seriousness with which the fault should be regarded should be in exact proportion to its degree and its effect upon the health and welfare of the dog and on the dog's ability to perform its traditional work.

DOGS NEW ZEALAND

Official Breed Standard

Icelandic Sheepdog



A breed standard is the guideline which describes the ideal characteristics, temperament, and appearance of a breed and ensures that the breed is fit for function with soundness essential. Breeders and judges should at all times be careful to avoid obvious conditions and exaggerations, as well as being mindful of features which could be detrimental in any way to the health, welfare or soundness of this breed.

BRIEF HISTORICAL SUMMARY: The Icelandic Sheepdog is Iceland's only native dog. It was brought to Iceland with the first Viking settlers (AD 874 - 930). The Icelandic Sheepdog and its method of working adapted to the local terrain, farming methods and the hard struggle for survival of the Icelandic people over the centuries, making it indispensable in the rounding up of livestock on the farms. The Icelandic sheepdog's popularity has increased over the last few decades and, despite the fact the breed is still very small in numbers, it is no longer considered to be in danger of extinction.

GENERAL APPEARANCE: The Icelandic Sheepdog is a Nordic herding Spitz, slightly under medium sized with prick ears and a curled tail. Seen from the side the dog is rectangular; the length of the body from the point of shoulder to point of buttock is greater than the height at withers. The depth of the chest is equal to the length of the foreleg. The expression is gentle, intelligent and happy. A confident and lively bearing is typical for this dog. There are two types of coat, long and short both thick and extremely weatherproof. There is a marked difference in appearance between the sexes.

BEHAVIOUR AND TEMPERAMENT: The Icelandic Sheepdog is a hardy and agile herding dog which barks, making it extremely useful for herding or driving livestock in the pastures, in the mountains or finding stray sheep. The Icelandic Sheepdog is by nature very alert and will always give visitors an enthusiastic welcome without being aggressive. Hunting instincts are not strong. The Icelandic Sheepdog is cheerful, friendly, inquisitive, playful and unafraid.

HEAD: Strongly built with close fitting skin. Skull slightly longer than muzzle. Triangular when seen from above or the side.

CRANIAL REGION:

Skull: Somewhat domed.

Stop: Clearly defined though neither steep nor high.

FACIAL REGION:

Nose: Black, dark brown in chocolate brown and some cream dogs.

Muzzle: Well-developed, nasal bridge straight. Muzzle slightly shorter than skull. Tapering evenly towards the nose to form a blunt triangle when seen from both above and from the side.

Lips: Black, close fitting, dark brown in chocolate brown and some cream dogs.

Cheeks: Flat.

Bite: Scissor bite. Complete dentition.

Eyes: Of medium size and almond shaped. Dark brown. Slightly lighter in chocolate brown and some cream dogs. The eye-rims are black. Dark brown in chocolate brown and some cream dogs.

Ears: Erect and of medium size. Triangular with firm edges and slightly rounded tips. Very mobile, reacting sensitively to sounds and showing the dog's mood.

NECK: Moderately long and muscular with no loose skin. Slightly arched and carried high.

BODY: Rectangular and strong. The length in correct proportion to height and in harmony with general appearance.

Back: Level, muscular and strong.

Loins: Broad and muscular.

Croup: Moderately short and wide, slightly sloping and well muscled.

Chest: Long, deep and well sprung.

Belly: Only a slight tuck up.

TAIL: High set, curled over and touching the back.

LIMBS

FOREQUARTERS: When seen from the front the forelegs are straight, parallel and strong. Normal angulation.

Shoulders: Oblique and muscular.

Dew claws: May be double.

Forefeet: Slightly oval toes well-arched and tight with well-developed pads.

HINDQUARTERS: When seen from behind the hindlegs are straight, parallel and strong. Normal angulation.

Thighs: Broad and well muscled.

Dew claws: Well-developed double dewclaws are desirable.

Hindfeet: Same as forefeet.

GAIT: Displays agility and endurance with good driving action covering the ground effortlessly.

COAT: Double coat, thick and extremely weatherproof.

HAIR: There are two variants :

- Short haired : The outer coat of medium length, fairly coarse, with a thick, soft undercoat. The hair is shorter on the face, top of head, ears and front of legs, longer on the neck, chest and back of thighs. The tail is bushy and the hair length is in proportion to the coat.

Icelandic Sheepdog continued...

- Longer-haired : The outer coat is longer than the above, fairly coarse, with a thick, soft undercoat. The hair is shorter on the face, top of head, ears and front of legs, longer behind the ears, on the neck, chest, behind the forelegs and back of thighs. The tail is very bushy and the hair length is in proportion to the coat.

COLOUR: Several colours are permitted but a single colour should always be predominant. The predominant colours are:

- Various shades of tan, ranging from cream to reddish brown.
- Chocolate brown.
- Grey.
- Black.

White always accompanies the predominant colour. The most common white markings, which are often irregular, are a blaze or a part of the face, collar, chest, socks of varying length and tip of tail. Lighter shading often occurs on the underside of the dog from throat to tip of tail. On tan and grey dogs a black mask, black tips to the outer hairs and even occasional black hairs often occur. Black (tricolour) dogs have a black coat, white markings as mentioned above and traditional markings in any of the various tan colours on the cheeks, over the eyes (eyebrows) and on the legs. Patches of the above colours on a white background (pied) are permitted. White should not be totally predominant.

SIZE: Ideal height is :

Dogs : 46 cm.

Bitches : 42 cm.

FAULTS: Any departure from the foregoing points should be considered a fault and the seriousness with which the fault should be regarded should be in exact proportion to its degree.

- A solid black mantle or saddle on any of the various tan coloured dogs.

SERIOUS FAULTS:

- No dewclaws.
- Yellow eyes.
- Round protruding eyes.

VERY SERIOUS FAULTS

Any dog clearly showing physical or behavioural abnormalities.

N.B: Male animals should have two apparently normal testicles fully descended into the scrotum

Any departure from the foregoing points should be considered a fault and the seriousness with which the fault should be regarded should be in exact proportion to its degree and its effect upon the health and welfare of the dog and on the dog's ability to perform its traditional work.

DOGS NEW ZEALAND

Official Breed Standard

Komondor



A breed standard is the guideline which describes the ideal characteristics, temperament, and appearance of a breed and ensures that the breed is fit for function with soundness essential. Breeders and judges should at all times be careful to avoid obvious conditions and exaggerations, as well as being mindful of features which could be detrimental in any way to the health, welfare or soundness of this breed.

CHARACTERISTICS: The Komondor is a shepherd's dog of Asiatic origin, an excellent guard, wary of strangers, courageous, faithful and devoted to its master, whom he will defend against any attack. Because of this trait, it was not used for driving the herds, but only for guarding. The Komondor's special task was to protect the herds against wolves, bears, strange dogs and other animals. The Komondor is noted for his imposing strength and courageous manner.

GENERAL APPEARANCE: A large muscular dog, with plenty of bone and substance. Powerful in conformation.



Head and Skull: The head should look somewhat short in comparison to the wide forehead. The skull should be slightly arched when viewed from the side. Stop moderate, muzzle slightly shorter than the length of skull. Broad rather coarse muzzle, not pointed. Nostrils wide. Nose black, though a dark grey or dark brown nose is acceptable but not desirable.

Eyes: Medium sized, not too deeply set, the darker the eye the better; eye rims dark grey or black and close fitting.

Ears: Medium sized and hanging U-shaped. Erect or partially erect ears are incorrect.

Mouth: Powerful jaws, strong teeth. Scissor bite ideal (pincer bite acceptable but not desirable). Lips tight fitting and black. Ideally gums and roof of mouth should be black or dark grey.

Neck: Strong, medium length, moderately arched, no dewlap.

Forequarters: Straight, well boned and muscular, viewed from any side the forelegs should be like vertical columns; well laid tight shoulders.

Body: Broad, deep, muscular chest, back level. Rump broad, slightly sloping towards root of tail. The body should be slightly longer than height at withers. Belly tucked up.

Hindquarters: Strong in bone structure and very muscular. Viewed from rear, legs fairly wide apart, parallel, well angulated. Dewclaws should be removed.

Feet: Strong, large and compact, well arched toes. Claws strong, grey or black, toes slightly longer on hindfeet. Pads hard, elastic and dark.

Gait: Light and easy, should move with very long strides.

Tail: Continuation of rump line, should reach down to hocks, slightly curved at tip; when excited, raised in line with body.

Coat: The coat texture should consist of a longer coarse outer coat, which may be wavy or curly, and a softer undercoat. The hair should tend to cling together like tassels, giving a corded appearance, even when combed. When corded, the cords of an adult coat should be strong and heavy and felty to the touch, if neglected will form into large matted "plates". Coat should be longest on rump, loins and tail, of medium length on back, shoulders and chest, and shorter on cheeks around eyes, mouth and lower parts of legs. Coat is fairly slow in cording and may not be fully formed before two years of age. Puppy coat should be soft and fluffy, adult coat usually starts appearing 6 - 9 months of age. Should be presented corded.

Colour: Always white. Ideally the skin should be grey; pink skin is acceptable, if no evidence of albinism.

Size and Weight:

Size: Dogs: Average 80 cm (31.5 in) - Minimum 65 cm (26 in). Bitches: Average 70 cm (27.5 in) - Minimum 55 cm (23.5 in).

Weight: Dogs: About 49.8 - 61.2 kg (110 - 135 lb). Bitches: About 36.2 - 49.8 (80 - 110 lb).

Whilst the average height is given, of the Komondor it can be said that there is no maximum height, but height should always be taken into consideration with the overall picture of the dog, which should be strong, well balanced and give the impression of vast strength.

Faults: Any departure from the foregoing points should be considered a fault and the seriousness of the fault should be in exact proportion to its degree.


Note: Male animals should have two apparently normal testicles fully descended into the scrotum.

Any departure from the foregoing points should be considered a fault and the seriousness with which the fault should be regarded should be in exact proportion to its degree and its effect upon the health and welfare of the dog and on the dog's ability to perform its traditional work.

DOGS NEW ZEALAND

Official Breed Standard

Kuvasz



A breed standard is the guideline which describes the ideal characteristics, temperament, and appearance of a breed and ensures that the breed is fit for function with soundness essential. Breeders and judges should at all times be careful to avoid obvious conditions and exaggerations, as well as being mindful of features which could be detrimental in any way to the health, welfare or soundness of this breed.

Translated by: Mrs A Mitchell from the French & German versions. Please Note: Words placed in normal brackets (.....) are as in the Standard. Words placed in square brackets [.....] are explanations of alternative translations. – Mrs Ann Mitchell, ANKC Breed Standards Co-Ordinator. Country of Origin: Hungary

BRIEF HISTORICAL OVERVIEW: The Kuvasz is an excellent shepherd dog. According to certain authors, it was imported by the early Hungarian people, according to others it was introduced into the Carpathian Mountains by the Koumans, a nomadic shepherd race of Turkish origins who came to Hungary during the 13th Century fleeing from the Mongols.

GENERAL APPEARANCE: The Kuvasz is a tall dog. His pleasing appearance denotes both nobility and strength. The various parts of its body are well proportioned, not too long and not too short. Musculation is dry, bone structure strong but not coarse. Angulations are dry. Legs stand straight. Deep chest with slightly sloping croup indicating great endurance for work. Rectangular in form – almost square. Strong teeth. Its white coat with thick, wavy hair is a characteristic of the breed.

Characteristics: The thick, wavy, white coat.

Temperament: It is a faithful dog, affectionate but not demonstrative [not fawning]. An excellent guard, with a very keen nose. In the past it hunted wolves and wild boar. It is of undoubted courage and boldness.

Head and Skull: The head of the Kuvasz, full of nobility and strength, is one of the most attractive features of the breed. It is elongated without being angular, of moderate width and of fair length. Moderately pronounced frontal extends to the foreface. Eyebrows moderately pronounced with slight stop. The foreface is broad, long and strong with straight muzzle, narrowing towards the nose but not becoming snipy. The nose is black, as are the

eyelids and lips.

Eyes: Set obliquely; almond shaped; dark brown in colour; occasionally the expression may be not over friendly. Eyelids must be tight.

Ears: The ears, in the shape of a V, are set high on a horizontal line. Their upper third stands slightly away from the head at the base and then lies flat and close to the head for the rest of their length. When the dog is alert, the ears are raised without being pricked.

Mouth: Strong, well-developed and regular teeth. Scissors bite. Tight, well closed lips to the corner of the mouth. The roof of the mouth is dark, the tongue bright red.

Neck: The neck forms an angle of 25-30% from the horizontal; it is of medium length or rather short, strongly muscled. No dewlap.

Forequarters: Forelegs straight and vertical. Long upper arms with dry muscles attached to the wrist by strong tendons. Angulations are dry. Pasterns are at angle of 45% with the horizontal.

Body: Deep chest, neither too deep nor too rounded. Long, sloping shoulders. Well placed elbows, neither loose nor too tight. The withers are long and prominent above the topline. The back is of medium length and short coupled. The slightly sloping croup is strongly muscled and broad; the very thick covering of hair often gives the illusion of a croup raised above the back. The brisket is well let down, long but not too broad. The prominent forechest is formed by the sternum and the well developed muscles which are attached to it. The underline is well tucked up.

Hindquarters: The hind legs are long. The angle of the upper thigh and the hip bone is about 90%, the angle of the stifle joint is from 110 – 120% and the angle of the hock joint is from 130 – 140%. Upper and lower thighs are strongly muscled. The hock joint is broad, long and powerful. The rear pastern is vertical.

Feet: Round, tightly closed. There is a little hair between the toes. Supple pads. The hind feet are longer than the front but also well closed. Nails are strong and slate grey in colour. Dewclaws must be removed.

Tail: Set low and continuing in line with the croup, reaching to the hocks where it forms a slight hook; it must not be ringed. When the dog is excited, it lifts its tail above the back.

Gait/Movement: The walk is slow and purposeful. The trot is sidelong [crabbing] and energetic. The Kuvasz is capable of trotting without strain for a distance of 25-30km.

Coat: The head, ears and feet are covered with short, straight hair, lying flat and close, about 1-2cm [1/2 - 1 in] in length.

The coat is also short on the front and sides of the front legs as well as on the insides of the hind legs. On the body, back of the legs and the tail, it is wavy and of medium length (4-14cm [2-5 1/2 ins]). It forms crests, waves and whirls but does not felt. The texture is rather harsh. The undercoat is woolly and finer than the topcoat. Around the neck the coat forms a ruff which extends like a necktie as far as the chest. The legs have feathering about 5-8 cm [2-3ins] in length. The whole length of the tail is covered with abundant, wavy hair, longer on the lower side (10-15cm [4-6ins]). Puppies have a shining, thick, wavy or smooth coat.

Colour: The skin is well-pigmented and steel grey in colour. The pigmentation of the stomach must be even and dark. Pigmentation in patches is tolerated. The coat is white. Ivory is tolerated.

Kuvasz continued...

Size: Height at the withers: Dogs 73-75 cm [28-29 ½ ins]
Bitches 66-70 cm [26-27 ½ ins]

The relative measurements of the various parts of the body, expressed as percentages of the height at the withers, are as follows:

	Standard	Acceptable
Length of the body	104%	108-110%
Depth of chest	48%	52-58%
Width of chest	28%	-
Circumference of chest	120%	125-130%
Length of head	45%	-

The length of the muzzle corresponds to 42% (often 50%) of the total length of the head, the length of the ears to 50% of the length of the head.

Weight: Dogs 40-52 kg [90-115lbs]
Bitches 30-42 kg [70-95 lbs]

Faults: Any departures from the foregoing points should be considered a fault and the seriousness with which the fault should be regarded should be in exact proportions to its degree.

Soft constitution. Distrustful expression.

Short muzzle; skull too domed. Eyebrows insufficiently developed.

Yellow eyes. Loose eyelids and hanging lips.

Ears lying flat and close to the head or thrown back.

Long neck. Broad chest, wide shoulders.

Insufficient pigmentation of the skin (light grey). Coat yellow or flecked with yellow.

Serious Faults:

Stop too pronounced. Erect ears

Under or overshot. Ring tail, carried above the loin when relaxed.

Wiry or felty coat. The whole colour other than white.

Height at the withers: Weight above 60kg [135lbs] less than 65 cm [28ins] for the male and less than 60 cm [24 ins] for the female (leads to de-registration [in the country])

Note: Male animals should have two apparently normally developed testicles fully descended into the scrotum.

Any departure from the foregoing points should be considered a fault and the seriousness with which the fault should be regarded should be in exact proportion to its degree and its effect upon the health and welfare of the dog and on the dog's ability to perform its traditional work.

DOGS NEW ZEALAND

Official Breed Standard

Maremma Sheepdog



A breed standard is the guideline which describes the ideal characteristics, temperament, and appearance of a breed and ensures that the breed is fit for function with soundness essential. Breeders and judges should at all times be careful to avoid obvious conditions and exaggerations, as well as being mindful of features which could be detrimental in any way to the health, welfare or soundness of this breed.

CHARACTERISTICS: Majestic, lively, sturdy, distinguished and intelligent. Courageous without being aggressive.

GENERAL APPEARANCE: Lithe and strongly built. The expression should be one of aloof awareness. This reserve should not be mistaken for nervousness, any tendency to which should be penalised.

Head and Skull: When viewed from the front the head is of triangular shape and in proportion to the size of the body. The skull wider between the ears, narrowing towards the facial area. The head somewhat rounded, with the occipital ridge slightly emphasised. The area under the eyes gently chiselled. Medium stop. The length of the muzzle fractionally less than that of the cranium and the muzzle slightly tapering without showing snipiness. The lips close fitting and not pendulous. Pigmentation of the lips and nose black.

Eyes: The eyes bold, neither large nor small; neither sunk nor protruding. The aperture almond-shaped. A dark eye preferred. Eyerims black.

Ears: Small in relation to the size of the head, V-shaped, set high and covered with short hair. Hanging flat to the side of the head in repose; mobile when alert. The extremities of the ear forming a narrow point, never a rounded end.

Mouth: The teeth should be white, strong, regularly spaced and set in a level jaw. The inner faces of the upper incisors should close on the outer faces of the lower incisors.

Neck: The neck should be strong, of medium length. Devoid of dewlap.

Forequarters: The shoulders should be long, sloping, well muscled and free moving; the forelegs well boned and muscled without

heaviness, straight when viewed from the front, the elbows held close to the ribcage, neither in nor out. The pasterns should show a very slight angle in profile.

Body: The body strong, the muscles well developed, the shoulders slightly above the level of the back, which should be broad and straight, rising to a slight arch on the loins and falling to a broad, strong rump. The length of the body, measured from the point of the shoulder to the point of the buttocks, slightly longer than the height at the shoulder. The ribcage full, descending to the level of the elbows, with well sprung ribs; not barrel-chested. The sternum long, gradually curving up to the abdomen which shows a waist without excessive tuck up.

Hindquarters: The hindquarters broad and powerful, with strongly muscled thighs, legs straight when viewed from behind; hocks well let down and strong with a moderate bend of stifle.

Feet: Large and almost round. Hind feet slightly more oval. Toes close together and well arched. Pads black.

Gait: Movement should be free and active, giving the impression of a nimble dog, able to turn quickly.

Tail: Set on low, reaching below the joint of the hock; hangs down when the dog is quiet but carried level with the back when the dog is alerted; with the tip gently curved. Well covered with thick hair, but without forming fringes.

Coat: The coat should fit the outline of the dog and be long, plentiful and rather harsh. A slight waviness, but not curliness, is permissible. It should form a thick collar on the neck. The hair should be short on the muzzle, cranium, ears, feet and front of the limbs but should form a slight feathering on the rear edges of the limbs. There should be a thick, close undercoat especially in winter.

Colour: White. A little shading of ivory, pale orange or lemon is permissible.

Weight and Size: Ideal Height: Dogs: 65 - 73 cm (25.5 - 28.5 in). Bitches: 60 - 68 cm (23.5 - 26.7 in). Ideal Weight: Dogs: 35 - 45 kg (77 - 99 lb). Bitches: 30 - 40 kg (66 - 88 lb).

Faults: Any departure from the foregoing points should be considered a fault and the seriousness with which the fault should be regarded should be in exact proportion to its degree.

Note: Male animals should have two apparently normal testicles fully descended into the scrotum.

Any departure from the foregoing points should be considered a fault and the seriousness with which the fault should be regarded should be in exact proportion to its degree and its effect upon the health and welfare of the dog and on the dog's ability to perform its traditional work.

DOGS NEW ZEALAND

Official Breed Standard

Miniature American Shepherd



A breed standard is the guideline which describes the ideal characteristics, temperament, and appearance of a breed and ensures that the breed is fit for function with soundness essential. Breeders and judges should at all times be careful to avoid obvious conditions and exaggerations, as well as being mindful of features which could be detrimental in any way to the health, welfare or soundness of this breed.

General Appearance: The Miniature American Shepherd is a small size herding dog that originated in the United States. He is slightly longer than tall with bone that is moderate and in proportion to body size and height without extremes. Movement is smooth, easy, and balanced.

Exceptional agility combined with strength and stamina allows for working over a variety of terrain. This highly versatile, energetic dog makes an excellent athlete with superior intelligence and a willingness to please those to whom he is devoted. He is both a loyal companion and a biddable worker, which is evident in his watchful expression. The double coat of medium length and coarseness may be solid in color or merled, with or without white and/or tan (copper) markings. He traditionally has a docked or natural bobtail.

Size, Proportion and Substance: Size - Height for dogs is 14 inches up to and including 18 inches at the top of the withers. Height for bitches is 13 inches up to and including 17 inches at the top of withers.

Very serious faults - under 14 inches and over 18 inches for dogs; under 13 inches and over 17 inches for bitches. The minimum heights set forth in this breed standard shall not apply to dogs or bitches under six months of age.

Proportion - Measuring from the point of the shoulder to the point of the buttocks and from the highest point of the shoulder blade to the ground, he is slightly longer than tall.

Substance - Solidly built with moderate bone in proportion to body height and size. Structure in the dog reflects masculinity without coarseness. Bitches appear feminine without being slight of bone.

Head: The head is clean-cut, dry, and in proportion to the body. Expression - Alert, attentive and intelligent. May express a reserved look and/or be watchful of strangers.

Eyes - The eyes are set obliquely, almond shaped, neither protruding nor sunken and in proportion to the head.

Acceptable in all coat colors, one or both eyes may be brown, blue, hazel, amber or any color combination thereof, including flecks and marbling. The eye rims of the reds and red merles have full red (liver) pigmentation. The eye rims of the blacks and blue merles have full black pigmentation.

Ears - Are triangular, of moderate size, set high on the head. At full attention they break forward and over, or to the side as a rose ear. Serious Fault - Prick ears and ears that hang with no lift.

Skull - The crown is flat to slightly round and may show a slight occipital protuberance. The width and the length of the crown are equal.

Stop - The stop is moderate but defined.

Muzzle - The muzzle is of medium width and depth and tapers gradually to a rounded tip without appearing heavy, square, snipy, or loose. Length is equal to the length of the crown.

Planes - Viewed from the side, the muzzle and the top line of the crown are slightly oblique to each other, with the front of the crown on a slight angle downward toward the nose.

Nose - Red merles and reds have red (liver) pigmentation on the nose leather. Blue merles and blacks have black pigmentation on the nose leather. Fully pigmented noses are preferred. Noses that are less than fully pigmented will be faulted.

Serious Fault - 25 to 50 percent un-pigmented nose leather.

Very Serious Fault - Over 50 percent un-pigmented nose leather.

Bite - A full complement of teeth meet in a scissor bite. Teeth broken, missing or discolored by accident are not penalized.

Very Serious Fault - Undershot or overshot bite.

Neck, Topline and Body: The overall structure gives an impression of depth and strength without bulkiness.

Neck - The neck is firm, clean, and in proportion to the body. It is of medium length and slightly arched at the crest, fitting well into the shoulders.

Topline - The back is firm and level from the withers to the hip joint when standing or moving.

Loin - The loin is strong and broad when viewed from the top.

Croup - The croup is moderately sloped. Body - The body is firm and well conditioned.

Chest and Ribs - The chest is full and deep, reaching to the elbow, with well sprung ribs.

Underline - The underline shows a moderate tuck-up.

Tail - A docked, natural bobtail or undocked tail are all acceptable. A docked tail is straight, not to exceed three (3) inches. The undocked tail when at rest may hang in a slight curve. When excited or in motion the tail may be carried raised with the curve accentuated.

Forequarters: The forequarters are well conditioned and balanced with the hindquarters.

Shoulders - Shoulder blades (scapula) are long, flat, fairly close set at the withers, and well laid back.

Upper arm - The upper arm (humerus) is equal in length to the shoulder blade and meets the shoulder blade at an approximate right angle. The forelegs drop straight and perpendicular to the ground.

Elbow - The elbow joint is equidistant from the ground to the withers. Viewed from the side, the elbow should be directly under the withers. The elbows should be close to the ribs without looseness.

Legs - The legs are straight and strong. The bone is oval rather than round.

Pasterns - Short, thick and strong, but still flexible, showing a slight angle when viewed from the side.

Feet - Oval shaped, compact, with close-knit, well-arched toes. Pads are thick and resilient; nails are short and strong. The nails may be any color combination. Dewclaws may be removed.

Hindquarters: Width of hindquarters is approximately equal to the width of the forequarters at the shoulders.

Miniature American Shepherd continued...

Angulation - The angulation of the pelvis and upper thigh (femur) mirrors the angulation of the shoulder blade and upper arm, forming an approximate right angle.

Stifle - Stifles are clearly defined. **Hock** - The hocks are short, perpendicular to the ground and parallel to each other when viewed from the rear.

Feet - Feet are oval, compact, with close knit, well arched toes. Pads are thick and resilient; nails are short and strong. The nails may be any color combination. Rear dewclaws may be removed.

Coat: Moderation is the overall impression of the coat. Hair is of medium texture, straight to wavy, weather resistant, and of medium length. The undercoat varies in quantity with variations in climate. Hair is short and smooth on the head and front of the legs. The backs of forelegs and breeches are moderately feathered. There is a moderate mane and frill, more pronounced in dogs than in bitches. Hair may be trimmed on the ears, feet, back of hocks, pasterns, and tail, otherwise he is to be shown in a natural coat. Untrimmed whiskers are preferred.

Serious Fault - Non-typical coats.

Color: The coloring offers variety and individuality. With no order of preference, the recognized colors are black, blue merle, red (liver) and red merle. The merle will exhibit in any amount, marbling, flecks or blotches. Undercoats may be somewhat lighter in color than the topcoat.

Asymmetrical markings are not to be faulted. Tan Markings:

Tan markings are not required but when present are acceptable in any or all of the following areas: around the eyes, on the feet, legs, chest, muzzle, underside of neck, face, underside of ear, underline of body, under the base of the tail and the breeches. Tan markings vary in shades from creamy beige to dark rust, with no preference. Blending with the base color or merle pattern may be present on the face, legs, feet, and breeches. **White Markings:** White markings are not required but when present do not dominate. Ticking may be present in white markings. White on the head does not predominate, and the eyes are fully surrounded by color and pigment. Red merles and reds have red (liver) pigmentation on the eye rims. Blue merles and blacks have black pigmentation on the eye rims.

Ears fully covered by color are preferred.

Serious Faults: White markings covering over 25 percent of an ear. White markings may be in any combination and are restricted to: the muzzle, cheeks, crown, blaze on head, the neck in a partial or full collar, chest, belly, front legs, hind legs up the hock and may extend in a thin outline of the stifle. A small amount of white extending from the underline may be visible from the side, not to exceed one inch above the elbow. The hairline of a white collar does not exceed the withers at the skin. If a natural undocked tail is present, the tip of the tail may have white.

Very Serious Fault: Other than recognized colors.

White body splashes, which means any conspicuous, isolated spot or patch of white on the area between withers and tail, on back, or sides between elbows and back of hindquarters.

Gait: Smooth, free, and easy; exhibiting agility of movement with a well-balanced, ground covering stride. Fore and hind legs move straight and parallel with the center line of the body; as speed increases, the feet, both front and rear, converge toward the center line of gravity of the dog, while the back remains firm and level. When traveling at a trot the head is carried in a natural position with neck extended forward and head nearly level or slightly above the topline.

He must be agile and able to turn direction or alter gait instantly.

Temperament: The Miniature American Shepherd is intelligent, primarily a working dog of strong herding and guardian instincts. An exceptional companion, he is versatile and easily trained, performing his assigned tasks with great style and enthusiasm. Although reserved with strangers, he does not exhibit shyness. He is a resilient and persistent worker, who adjusts his demeanor and arousal appropriately to the task at hand. With his family he is protective, good natured, devoted and loyal.

Very Serious Faults: Under 14 inches and over 18 inches for dogs; under 13 inches and over 17 inches for bitches. The minimum heights set forth in this breed standard shall not apply to dogs or bitches under six months of age.

Over 50 percent un-pigmented nose leather.

Undershot or overshot bite.

Other than recognized colors.

White body splashes, which means any conspicuous, isolated spot or patch of white on the area between withers and tail, on back, or sides between elbows and back of hindquarters.

Any departure from the foregoing points should be considered a fault and the seriousness with which the fault should be regarded should be in exact proportion to its degree and its effect upon the health and welfare of the dog and on the dog's ability to perform its traditional work.

DOGS NEW ZEALAND

Official Breed Standard

Norwegian Buhund



A breed standard is the guideline which describes the ideal characteristics, temperament, and appearance of a breed and ensures that the breed is fit for function with soundness essential. Breeders and judges should at all times be careful to avoid obvious conditions and exaggerations, as well as being mindful of features which could be detrimental in any way to the health, welfare or soundness of this breed.

CHARACTERISTICS: The Norwegian Buhund should be fearless and brave.

GENERAL APPEARANCE: The Norwegian Buhund is a typical Spitz dog of under middle size, lightly built, with a short compact body, fairly smooth-lying coat, erect pointed ears, tail carried curled over the back, and with an energetic character.

It is of prime importance that the Buhund should be a well-balanced dog, free from all exaggeration and should be capable of the arduous work for which it is bred.

Head and Skull: Head - lean, light, rather broad between the ears, wedge shaped, narrowing towards the point of the nose. Skull and back of head almost flat; marked but not sharp stop; muzzle of medium length, tapering evenly from above and side, with straight bridge; lips tightly closed.

Eyes: Not protruding, colour dark brown, lively with a fearless expression.

Ears: Placed high, erect, the height greater than the base; sharply pointed and very mobile.

Neck: Medium length, lean without loose skin, good carriage.

Forequarters: Legs lean, straight and strong, elbows tightly placed.

Body: Strong and short, but light; chest deep with good ribs; straight line of back, good loins, strong couplings, slightly drawn up.

Hindquarters: Only a little angulated, straight when seen from behind.

Feet: Rather small, oval in shape, with tightly closed toes.

Tail: Placed high on, short, thick and hairy, but without long hair, tightly curled.

Coat: Close and harsh, but smooth; on head and front legs - short, close and smooth; longer on chest, neck and shoulders and back

of legs and inside of tail curl. The coat is made up of harsh top hair, with soft wool undercoat.

Colour: Wheaten (biscuit), black, red (if the red is not too dark), wolf-sable. Preferably self-coloured but small symmetric markings such as white on chest and legs, blaze on head and narrow ring on neck, black masks and ears and black tips to the tail are permissible.

Size: Dogs not more than 45 cm (17.5 in); bitches somewhat less.

Faults: White dogs. Light eyes. Light nose. Undershot or overshot mouth. Drop ear.

Note: Male animals should have two apparently normal testicles fully descended into the scrotum.

Any departure from the foregoing points should be considered a fault and the seriousness with which the fault should be regarded should be in exact proportion to its degree and its effect upon the health and welfare of the dog and on the dog's ability to perform its traditional work.

DOGS NEW ZEALAND

Official Breed Standard

NZ Huntaway



A breed standard is the guideline which describes the ideal characteristics, temperament, and appearance of a breed and ensures that the breed is fit for function with soundness essential. Breeders and judges should at all times be careful to avoid obvious conditions and exaggerations, as well as being mindful of features which could be detrimental in any way to the health, welfare or soundness of this breed.

Country of Origin: New Zealand

Origin

The NZ Huntaway was first bred around the early 1900's to work in NZ's specific sheep farming terrain and climate. As NZ's sheep population grew and the size of individual flocks increased, farmers soon realised that traditional working dogs like Border Collies were less able to cope with the mild, moist climate and the size of the farms. With the shepherd often far behind the dog, the silent working method of the collie made it difficult for the shepherd to manage the flock and keep track of the dog so they looked for a dog with a short haired coat, greater stamina and the ability to bark to control the flock. Other breeds were introduced to the collies and the desired traits in the offspring were bred on to produce the resulting Huntaway breed type. The NZ Huntaway is possibly the result of selective breeding between the Border Collie, Bearded Collie, Labrador, Rottweiler, Harrier, Gordon Setter and Smithfield Collie although the exact origins are unknown. The New Zealand Huntaway is first and foremost a working breed, selected solely for its ability to tirelessly work stock day in and day out. The only consideration when breeding should be as to their working ability and physical soundness. There should be no deviation from this when breeding.

Description: Generally they are well-built, robust dogs of a medium to large height and weight. Usually a short haired breed, the coat can be smooth, rough or wiry. He is a lithe active dog, his deep chest showing lung power, his neck strength, his stooping shoulders and well bent hock indicating speed and his expression of high intelligence. The New Zealand Huntaway should show great endurance, activity and intelligence with free and true action and in good hard muscular condition. A Huntaways voice (bark when moving stock) should be deep, loud and able to be maintained all day. A Huntaways colour, coat and size are totally irrelevant as compared to their working ability although it is accepted that a high percentage fit into the mid size, black and tan, smooth

haired range.

Temperament A Huntaways nature should be robust and not easily offended while still retaining a high degree of trainability as their requirement to do a big percentage of the work under command may be high.

Head and Skull: The skull should be flat, moderately wide between the ears, and gradually tapering towards the eyes. The head is broad, not coarse or clumsy but in proportion to the size of the dog.

Stop slight: The cheeks should not be too full or prominent.

Muzzle: The muzzle should be of moderate length, tapering to the nose, but should not show weakness or be snipy or lippy. Whatever the colour of the dog the nose must be black.

Mouth: The jaws clean cut and powerful.

The teeth should be of good size and sound. Scissor bite is required.

Eyes: The eyes are a very important feature and give expression to the dog. Medium size, set somewhat obliquely, almond shaped. Dark brown in colour. Expression full of intelligence with a quick alert look when listening.

Ears: The ears should be moderately wide at the base. Not placed too close together, on top of the skull, not on the side of the head. When in repose they should be carried thrown back, but when on the alert brought forward and carried semi-erect, with the tips slightly drooping in attitude of listening.

Neck: The neck should be muscular, powerful, of fair length and somewhat arched.

Forequarters: The fore-legs should be straight and muscular, neither in nor out at elbow, with plenty of bone. The pasterns flexible without weakness.

Body: The body should be strong with well sprung ribs. Chest deep. Fairly broad behind the shoulders which should be stooped. Loins very powerful.

Hindquarters: The hind legs should be muscular at the thighs, clean and sinewy below the hock. Well bent stifles with a fair length between stifle and hock. The hocks well let down and powerful.

Feet: Oval in shape, soles well padded. Toes arched and close together. The hind feet less arched.

Tail: Moderately long. Carried low when the dog is quiet and with a slight upward "swirl" at the end. May be carried gaily when the dog is excited but not over the back.

Coat: The coat may be smooth, medium, long, grizzly, bearded or rough, with or without undercoat.

Colour: A Huntaways colour is totally irrelevant as compared to their working ability although it is accepted that a high percentage are black and tan.

Size: Though any size is acceptable the mid range would likely be:-

Dogs:- Height 61 – 66 cm (24-26 in.) Weight 30 – 40 kg (66-88 lbs)

Bitches:- Height 56 – 61 cm (22-24 in.) Weight 25 – 35 kg (55-77 lbs)

NZ Hunterway continued...

Faults: Any departure from the foregoing points should be considered a fault and the seriousness with which the fault should be regarded should be in exact proportion to its degree.

Very Serious Faults

Domed skull

High peaked occipital-bone

Heavy pendulous or pricked ears

Weak jaws

Snipy muzzle

Full staring or light eyes

Crooked legs

Flat or hare feet

Cow hocks

Tail twisted or carried over back

Under or overshot mouth

NOTE - Male animals should have two apparently normal testicles fully descended into the scrotum.

Additional Notes: It is the opinion of the New Zealand Sheepdog Trial Association that a Huntaway should never be shown, due to the large variance in colour, type and size and the inability to prove in a show ring their core (and only) task of working stock. It is the opinion of the New Zealand Sheepdog Trial Association that a New Zealand Huntaway should not be kept solely as a pet.

No changes to the official breed standard of the New Zealand Huntaway will be made without consultation with the New Zealand Sheepdog Trial Association.

Any departure from the foregoing points should be considered a fault and the seriousness with which the fault should be regarded should be in exact proportion to its degree and its effect upon the health and welfare of the dog and on the dog's ability to perform its traditional work.

DOGS NEW ZEALAND

Official Breed Standard

Old English Sheepdog



A breed standard is the guideline which describes the ideal characteristics, temperament, and appearance of a breed and ensures that the breed is fit for function with soundness essential. Breeders and judges should at all times be careful to avoid obvious conditions and exaggerations, as well as being mindful of features which could be detrimental in any way to the health, welfare or soundness of this breed.

GENERAL APPEARANCE: A strong, compact-looking dog of great symmetry; absolutely free of legginess; profusely coated all over; very elastic in a gallop but in walking or trotting has a characteristic ambling or pacing movement; and his bark should be loud, with a peculiar "pot casse" ring in it. All round the OES is a thick-set, muscular, able-bodied dog, with a most intelligent expression, free of all Poodle or Deerhound character.

Head and Skull: Skull capacious and rather squarely formed, giving plenty of room for brain power. The parts over the eyes should be well arched and the whole well-covered with hair. Jaw fairly long, strong, square and truncated; the stop should be defined to avoid a Deerhound face. Nose always black, large and capacious.

Eyes: Dark or wall eyes are to be preferred.

Ears: Small and carried flat to side of head, coated moderately.

Mouth: Teeth strong and large, evenly placed and level.

Neck: The neck should be fairly long, arched gracefully and well coated with hair.

Forequarters: The forelegs should be dead straight, with plenty of bone, holding the body well from the ground, without approaching legginess; well coated all round. The shoulders sloping and narrow at the points, the dog standing lower at the shoulders than at the loin.

Body: Rather short and very compact, ribs well sprung, and brisket deep and capacious. The loin should be very stout and gently arched.

Hindquarters: The hindquarters should be round and muscular, hocks well let down and the hams densely coated with a thick, long jacket in excess of that of any part of the body.

Feet: Small, round; toes well arched, and pads thick and round.

Tail: Customarily docked.

Coat: Profuse, and of good hard texture; not straight, but shaggy and free from curl. The undercoat should be a waterproof pile when not removed by grooming.

Colour: Any shade of grey, grizzle, blue or blue merle, with or without white markings; any shade of brown or sable to be considered distinctly objectionable and not to be encouraged.

Weight and Size:

Dogs: 55.8 cm (22 in) and upwards, slightly less for bitches. Type, symmetry and character of the greatest importance, and on no account to be sacrificed to size alone.

Faults: A long, narrow head.

Note: Male animals should have two apparently normal testicles fully descended into the scrotum.

Any departure from the foregoing points should be considered a fault and the seriousness with which the fault should be regarded should be in exact proportion to its degree and its effect upon the health and welfare of the dog and on the dog's ability to perform its traditional work.

DOGS NEW ZEALAND

Official Breed Standard

The Polish Lowland Sheepdog



A. Mitchell

A breed standard is the guideline which describes the ideal characteristics, temperament, and appearance of a breed and ensures that the breed is fit for function with soundness essential. Breeders and judges should at all times be careful to avoid obvious conditions and exaggerations, as well as being mindful of features which could be detrimental in any way to the health, welfare or soundness of this breed.

GENERAL APPEARANCE: Medium size, cobby, strong, muscular, fairly long thick coat.

CHARACTERISTICS: Lively but self-controlled, watchful, bright, clever, perceptive with excellent memory. Easy to train, works as a herding and watch dog.

Temperament: Alert, equable.

Head and Skull: Medium size, proportionate to body, not too heavy, carried moderately low. Profuse hair on forehead, cheeks and chin make head appear larger than it is. Proportions of occiput to stop and stop to nose approximately equal, but muzzle may be fractionally shorter. Skull moderately broad, slightly domed, furrow from stop to occiput apparent when handled. Well defined stop. Nose blunt, wide opened nostrils, colour dark as possible.

Eyes: Medium size, lively penetrating gaze, oval shaped. Colour hazel to brown. Eye rims as dark as possible, closely fitting and showing no haw.

Ears: Medium size, heart-shaped, large at base and set moderately high, drooping with fore edge close to cheeks.

Mouth: Jaws strong with a perfect, regular and complete scissor bite, ie the upper teeth closing overlapping the lower teeth and set square to the jaws. Strong and evenly placed teeth. Lips tightly closed and as dark as possible.

Neck: Strong, muscular, medium length without dewlap.

Forequarters: Shoulders well placed with good lay-back, muscular. Legs when viewed from front or side, straight with slightly slanting pastern.

Body: Rectangular rather than square when viewed from side. Deep brisket with moderate spring of rib, neither flat nor barrel shaped. Withers distinctly marked; back level, muscular, with broad loin. Belly slightly drawn up. Croup short and slightly sloping. Proportions – Height to length as 9:10.

Hindquarters: Well angulated, with broad and well muscled

thigh. From behind, legs straight, turning neither in nor out. Hocks strong and distinctly angled.

Feet: Oval, slightly arched but tightly fitting toes, with hard pads, nails dark. Hind dewclaws should be removed.

Tail: Customarily docked if not born tail-less.

Gait/Movement: Smooth walking or trotting. Inclined to amble.

Coat: Whole body covered with long, dense, shaggy thick coat of harsh texture with soft undercoat. Long hair covers eyes. Slight wave permissible. No loose skin anywhere on body.

Colour: All colours acceptable.

Size: Dogs 43-52 cms (17-20 ins); Bitches 40-46 cms (16-18.5 ins).

Faults: Any departure from the foregoing points should be considered a fault and the seriousness with which the fault should be regarded should be in exact proportion to its degree.

Note: Male animals should have two apparently normal testicles fully descended into the scrotum.

Any departure from the foregoing points should be considered a fault and the seriousness with which the fault should be regarded should be in exact proportion to its degree and its effect upon the health and welfare of the dog and on the dog's ability to perform its traditional work.

DOGS NEW ZEALAND

Official Breed Standard

Pumi



A breed standard is the guideline which describes the ideal characteristics, temperament, and appearance of a breed and ensures that the breed is fit for function with soundness essential. Breeders and judges should at all times be careful to avoid obvious conditions and exaggerations, as well as being mindful of features which could be detrimental in any way to the health, welfare or soundness of this breed.

BRIEF HISTORICAL OVERVIEW: The Pumi came into being during the 17th to 18th century in Hungary by crossbreeding the primitive Puli with imported German and French dogs of Terrier type with prick ears. It has been recognised as an independent breed since the beginning of the 20th century.

GENERAL APPEARANCE: The Pumi is a cheerful, medium sized herding dog of Terrier type. His Terrier character is most obvious in his head. The foreface is elongated and the upper third of the otherwise prick ears is bending forward. The conformation is square. Because of his constant alertness, his neck carriage is higher than normal. The wavy coat of medium length forms curls. The Pumi can have various colours but must always be of one solid colour.

CHARACTERISTICS: The Pumi is a herding dog of Terrier type. Also suitable for herding larger types of animals. His scenting ability is well developed. Has excellently proved his worth when combating wild beasts of prey or rodents. Excellent house pet and can definitely be kept indoors. Needs plenty of exercise. Is an excellent companion and sporting dog.

BEHAVIOUR/TEMPERAMENT : This rather lively herding dog has a restless temperament. Extremely bold and a little suspicious towards strangers. As a result of his sensible behaviour, his liveliness and his expressiveness, he attracts attention always and everywhere. The Pumi is rather noisy. His whole appearance embodies thirst for action and because of his restlessness and activity, all parts of his body are constantly on the move. He is always active and ready for duty. A shy or phlegmatic behaviour is untypical of the breed.

HEAD AND SKULL : The head is relatively long and narrow. The shape of the head is characterised by the elongated muzzle. The top of the head is relatively broad and domed. The long forehead is only slightly domed and flat seen from the side. The superciliary ridges are moderately developed. The stop is barely perceptible, the forehead running an almost straight line between the eyebrows towards the bridge of the nose. The nose is narrow and bluntly cut off. Always black in all coat colours. The bridge of the nose is straight. The elongated facial region tapers towards the nose

but is never pointed. The cheeks are well muscled. The lips are tight fitting to the teeth and dark pigmented.

EYES : Set moderately wide apart and slightly oblique. Medium sized, oval, dark brown slit eyes. The expression is lively and intelligent. The eyelids are tight and close fitting to the eyeballs and well pigmented.

EARS: The upright ears are set on high, the upper third of the ears bending forward. The medium sized, even ears show a reverse V: shape. They show alert reactions to all stimulations.

MOUTH: Strong jaws. The strong, well developed teeth are white. A regular, complete scissor bite according to the dentition formula.

NECK: Of medium length, a little arched, well muscled and forming an angle of 50 to 55 degrees to the horizontal. The skin at the throat is tight, dry and without folds.

FOREQUARTERS: The front legs, placed under the forechest, support the body like pillars. They are vertical, parallel and not too wide apart. The shoulder blade is long and a little steep. The angle to the horizontal is 55 degrees. The points of the shoulder blades are placed vertically above the deepest point of the brisket. The upper arm is short and well muscled. The shoulder blade and the upper arm form an angle of 100 to 110 degrees. The elbows are close fitting to the body. The forearm is long and gaunt and the pastern is steep.

BODY: The Pumi has well developed muscles that are dry, exceptionally taut and tough. The breed is particularly lean and of harmonious appearance. The topline is straight and the withers pronounced, long and sloping towards the rear. The back is short, straight and taut. The loins are short, firmly coupled and straight. The croup is short, slightly sloping and of medium length. The forechest is straight, not broad and rather deep. The ribs are slightly arched and rather flat. The brisket is deep, long and reaches to the elbow. The belly is tight and tucked up towards the rear.

HINDQUARTERS: The hind legs are very strong. Seen from the side, they are somewhat extended beyond the rear. Seen from behind, the legs are parallel, straight, standing neither too narrow nor too wide apart. The upper thigh is muscular, long and sloping to the rear. The stifle is on the same level as the elbows. The lower thigh is long and dry. The hock is lean with clean outlines and the metatarsus is short and steep.

FEET: The forefeet are rounded cat feet with well knit toes. The pads are springy. The nails are strong, black or slate grey. The hind feet are like the forefeet. Dewclaws are not desired.

TAIL: The high set tail forms a wide circle above the croup. The hair on the underside of the tail is 7 to 12 cm long, wiry, standing apart and with little undercoat. Customarily docked to two thirds of its length.

GAIT/MOVEMENT: Quite lively and spirited. The stride is short, energetic, dynamic and harmonious. The posture is bold and proud. The trot is light footed and harmonious. The dog puts his hind feet exactly into the footprints of the forefeet.

COAT: The skin is without folds and strongly pigmented. The areas of bare skin are black or slate grey.

The wavy, curly, coat forms tufts and is never smooth or corded. The coat has an average length of 4 to 7 cm growing to smaller or larger tufts. It is elastic, shaggy and dense. It consists of a strong, but not coarse, topcoat and a soft undercoat. The dense, wiry protective hairs of medium length on the ears grow upwards.

Pumi continued...

The eyes and the foreface are free of long hair. The desired coat preparation is achieved by hand trimming. Smaller corrections, done with scissors on head and legs, are possible. Preparing the entire coat with scissors is not desirable.

COLOUR

- Grey in various shades (normally, the colour at birth is black, turning grey with time)
- Black
- Fawn. Primary colours: red, yellow, cream (a trace of black or grey and a distinct mask are desirable)

A white mark on the chest less than 3 cm in diameter and/or a white line on the toes are not faulty.

- White

The coat colour must always be intense and solid.

SIZE AND WEIGHT

Height

Dogs: 41 to 47 cm; Ideal height: 43 to 45 cm.

Bitches: 38 to 44 cm; Ideal height: 40 to 42 cm.

Weight

Dogs: 10 to 15 kg; Ideal weight: 12 to 13 kg.

Bitches: 8 to 13 kg; Ideal weight: 10 to 11 kg.

Important Proportions

- The body length is equal to the height at the withers.
- The depth of the brisket is slightly less than half of the height at the withers.
- The length of the muzzle is slightly less than half of the total length of the head.
- The length of the neck is equal to the length of the head and is 45% of the height at the withers.

FAULTS: Any departure from the foregoing points should be considered a fault and the seriousness with which the fault should be regarded should be in the exact proportions to its degree.

VERY SERIOUS FAULTS

- Round, Puli-like head. Foreface shorter than 40% of the total length of the head
- Strongly defined stop.
- One or more missing teeth (incisors, canines, premolars 2-4, molars 1-2). More than 2 missing PM1. The M3 are disregarded.
- Over or undershot mouth, wry mouth.
- Completely upright prick ears. Ears pendant from base or carried unevenly.
- Short smooth coat. Long, very matted, sticking out or dull coat.
- Chocolate coloured or multi coloured coat. All uniform, clearly defined patches (i.e. tan markings, mantle forming marking).
- •Size deviating from the height limits given by the standard.

NB: Male animals must have two apparently normal testicles fully descended into the scrotum.

Any departure from the foregoing points should be considered a fault and the seriousness with which the fault should be regarded should be in exact proportion to its degree and its effect upon the health and welfare of the dog and on the dog's ability to perform its traditional work.

DOGS NEW ZEALAND

Official Breed Standard

Pyrenean Sheepdog Long-Haired (Chien de berger des Pyrénées à poil long)



A breed standard is the guideline which describes the ideal characteristics, temperament, and appearance of a breed and ensures that the breed is fit for function with soundness essential. Breeders and judges should at all times be careful to avoid obvious conditions and exaggerations, as well as being mindful of features which could be detrimental in any way to the health, welfare or soundness of this breed.

TRANSLATION: Revised by Jennifer Mulholland in collaboration with Raymond Triquet.

ORIGIN: France.

DATE OF PUBLICATION OF THE ORIGINAL FCI STANDARD:
26.03.2009.

ADOPTED BY NEW ZEALAND KENNEL CLUB 01-09-2010

UTILIZATION: Sheepdog used in the farms and pastures of the Pyrenees.

CLASSIFICATION F.C.I.:

Group 1	Sheep and cattle-dogs(excluding mountain dogs and Swiss cattle-dogs).
Section 1	Sheepdogs. With working trial.

BRIEF HISTORICAL SUMMARY: Coming from humble beginnings, it was practically unknown to the official dog scene until the early 20th century. Its type varies considerably from one valley to the next, its shape, its coat can be very different, but its character and behaviour never vary. The first official standard was drawn up between 1921 and 1925 by Mr. Bernard Sénac-Lagrange. It was first modified under his presidency and then under those of Messrs. Charles Duconte (1954-1986), Guy Mansencal (1986-2000) and Alain Pécoult (since 2000-...) in close collaboration with Raymond Triquet since 2001.

GENERAL APPEARANCE: Dog displaying a maximum of nervous energy in a minimum of size and weight. An ever alert expression, a knowing air combined with great liveliness of movement give this dog a characteristic appearance unlike any other.

IMPORTANT PROPORTIONS:

- Skull is about as long as wide.
- Muzzle is shorter than skull in ratio: muzzle 2, skull 3.
- Length of body is greater than height at withers.
- Distance from elbow to ground is greater than half height at withers.

BEHAVIOUR / TEMPERAMENT: It is a courageous, resourceful little dog, showing initiative and totally devoted to its master. It is headstrong by nature and firm control is usually needed to channel its energy and bring out the best of its intelligence liveliness. It is often wary of strangers.

HEAD: Triangular in shape.

CRANIAL REGION:

Skull: Moderately developed, almost flat, with a scarcely noticeable central furrow, harmoniously rounded on the sides, showing a very slight occipital protuberance. Approximately as long as it is wide. Front section slopes gently to the muzzle.

Stop: Scarcely discernible.

FACIAL REGION:

Nose: Black.

Muzzle: Straight, a little shorter than the skull, tapering like a wedge but without a pointed tip.

Lips: Not very thick, covering the lower jaw completely and showing no apparent corners. Edges and palate are black or heavily marked with black.

Jaws/Teeth: Complete dentition. Strong canines. Scissor bite (upper incisors covering lower incisors without loss of contact). Pincer bite (edge to edge) is tolerated.

Eyes: Expressive, slightly almond-shaped and dark brown. Neither protruding nor sunken. Wall eyes are accepted in dogs having blue with black mottling (harlequin or slate grey) coats of which they are almost always a characteristic.

Eye rims are black whatever the coat colour.

Ears: They must be rather short, moderately broad at the base and not set too close to each other at the top of the skull, but not set too far apart either. They are triangular, fine and ending in a point; dropped, flat and very mobile. When alert, seen from the front, the top edge notably prolongs the transversal line of the skull. They may also be half-pricked; in which case the lower part must be pricked and mobile, and ideally the top third or half of the ear should fall forward to the front or the side, symmetrically for both ears.

NECK: Rather long and muscled, springing well up from shoulders.

BODY: The bone structure is strong without heaviness, muscle is lean.

Topline: Well-supported.

Withers: Prominent.

Back: Rather long and strong.

Loins: Short, slightly arched, but seems more so because coat is often thicker on hindquarters and croup.

Croup: Fairly short and rather oblique.

Chest: Moderately developed, reaching to elbow. The ribs are slightly rounded

Flank: Scarcely descending.

TAIL: Well fringed, not very long, set rather low and with a hooked tip. When the dog is alert, the tail should, in general, hardly rise above the topline, however it may curve forward. Customarily docked. A rudimentary tail is permitted.

Pyrenean Sheepdog continued...

LIMBS

FOREQUARTERS: Upright, lean, sinewy, well-fringed.

Shoulder: Rather long, moderately oblique.

Upper arm: Oblique and moderately long.

Forearm: Straight.

Carpus (carpal joint): Noticeable wrist joint.

Metacarpus (pasterns): Slightly oblique seen from the side.

Forefeet: Lean, fairly flat, of a definite oval shape. Dark pads. Small hard nails covered by hair which is also found under the foot, between the pads.

HINDQUARTERS: Rather closed angulation. Semi-long coated dogs have no fringing on limbs.

Upper thigh: Not very long, moderately oblique, strong, well-defined muscle.

Stifle (knee): Well-angulated and parallel to the body.

Lower thigh: Rather long and oblique.

Hock: Lean, set low, well angulated, hocks are sometimes a little close.

Metatarsus (Rear pastern): Perpendicular to the ground or very slightly oblique from back to front.

Hind feet: Lean, fairly flat, of a definite oval shape. Dark pads. Small hard nails covered by hair which is also found under the foot, between the pads.

Dewclaws: Single or double dewclaws are acceptable on hind legs as is their absence.

GAIT / MOVEMENT: Walking, the Pyrenean Sheepdog has a rather short stride. The trot, preferred pace of the Pyrenean Sheepdog should be free and vigorous. At a gentle trot, the head is carried fairly high, when the speed increases, the head is in line with the back. The feet are never raised high, the movement is flowing, the dog skims over the ground.

SKIN: Thin, often marbled with dark patches, irrespective of coat-colour.

COAT

HAIR: Long, or semi-long, but always dense, almost flat or slightly wavy, thicker and woollier on the croup and thighs, texture somewhere between goat's hair and sheep's wool. In some dogs the mixture of coarse and woolly hair can produce sorts of strands or cords called "cadenettes" and sometimes matted or felted hair called "matelotes" which overlap like tiles on the croup. "Cadenettes" can be found on the chest and the forelegs at elbow level. The muzzle has shorter, less dense hair.

On the end of the muzzle, and sometimes along the whole muzzle, it is laid flat and set from front to back. On the sides as well as on the cheeks, the hair is longer and brushed up in a windswept way from front to back. Eyes must be clearly visible and not covered by hair.

COLOUR: Fawn, lighter or darker, overlaid with black or not and sometimes with a little white on the chest and on the limbs; grey, lighter or darker, often with some white on the head, chest and limbs; blue with black mottling (harlequin or slate blue).

There are also brindle, black coats and or black with white markings (limited spotting). Solid colours are preferred.

SIZE:

Height at withers: Males from 42 cm to 48 cm. (16 ½ to 19 in.)

Females from 40 cm to 46 cm. (15 ¾ to 18 in.)

A tolerance of + or - 2 cm (¾ in.) is allowed for perfectly typed specimens.

FAULTS: Any departure from the foregoing points should be

considered a fault and the seriousness with which the fault should be regarded should be in exact proportion to its degree and its effect upon the health and welfare of the dog.

SERIOUS FAULTS:

General appearance:

- Heavy dog, not very active.
- Head :
- Ogival (a pointed arch) skull, rounded forehead, stop too pronounced or non existent.

Muzzle:

Square or rectangular, lack of pigmentation on nose or lips.

Eyes: Light or of wild expression. Lack of pigmentation on the eye rims.

Tail: Tail curled on or over the loin; "squirrel tail" (carried horizontally over the back); fused vertebrae.

Coat: Too abundant on the head, especially when it covers the eyes and on the muzzle when it looks like a griffon's moustache. Poor texture, soft, wiry, curly or frizzy. Coat lacking density or thickness.

Colour: Harlequin coat lacking contrast between grey and black or having fawn glints. Very diluted coat colour. Black coat with tan on head and on limbs (black marked with fawn).

VERY SERIOUS FAULTS:

Behaviour / Temperament :

- Aggressive or overly shy.

Nose and eyelids:

- Any colour other than perfectly black.

Jaws:

- Over or under-shot, or any malformation of the jaws. Absence of more than 2 teeth (except PM 1). The presence of canines and carnassial teeth (PM4 upper jaw & M1 lower jaw) is obligatory.

Ears:

- Naturally erect ears.

Eyes:

- Wall-eyes for any dogs other than blue with black mottling (harlequin or slate-grey). Flesh colour on the eye-rims. Light yellow eyes.

Tail:

- Limp, hanging vertically.

Coat:

- Curly.

Colour:

- White or colour not stipulated in standard; white covering more than 1/3 of coat in black dogs.

Size:

- Outside the limits.

Any dog clearly showing physical or behavioural abnormalities.

N.B.: Male animals should have two apparently normal testicles fully descended into the scrotum.

Any departure from the foregoing points should be considered a fault and the seriousness with which the fault should be regarded should be in exact proportion to its degree and its effect upon the health and welfare of the dog and on the dog's ability to perform its traditional work.

DOGS NEW ZEALAND

Official Breed Standard

Shetland Sheepdog



A breed standard is the guideline which describes the ideal characteristics, temperament, and appearance of a breed and ensures that the breed is fit for function with soundness essential. Breeders and judges should at all times be careful to avoid obvious conditions and exaggerations, as well as being mindful of features which could be detrimental in any way to the health, welfare or soundness of this breed.

CHARACTERISTICS: To enable the Shetland Sheepdog to fulfil its natural bent for sheepdog work, its physical structure should be on the lines of strength and activity, free from cloddiness and without any trace of coarseness. Although the desired type is similar to that of the Rough Collie there are marked differences that must be noted. The expression, being one of the most marked characteristics of the breed, is obtained by the perfect balance and combination of skull and foreface, size, shape, colour and placement of eyes, correct position and carriage of ears, all harmoniously blended to produce that almost indefinable look of sweet, alert, gentle intelligence. The Shetland Sheepdog should show affection and response to his owner, he may show reserve to strangers, but not to the point of nervousness.



GENERAL APPEARANCE: The Shetland Sheepdog should instantly appeal as a dog of great beauty, intelligence and alertness. Action lithe and graceful with speed and jumping power great for its size. The outline should be symmetrical so that no part appears out of proportion to the whole. An abundance of coat, mane and frill, with shapeliness of head and sweetness of expression all combine to present the ideal Shetland Sheepdog that will inspire and secure admiration.

Head and Skull: The head should be refined and its shape when viewed from the top or side is a long blunt wedge tapering from ear to nose. The width of skull necessarily depends upon the combined length of skull and muzzle and the whole must be considered in connection with the size of the dog. The skull

should be flat, moderately wide between the ears, showing no prominence of the occipital bone. Cheeks should be flat and merge smoothly into a well-rounded muzzle. Skull and muzzle to be of equal length, central point to be the inner corner of the eye. In profile the topline of the skull should be parallel to the topline of the muzzle, but on a higher plane due to a slight but definite stop. The jaws should be clean and strong and with a well developed underjaw. Lips should be tight. Teeth should be sound and level, with an evenly spaced scissor bite.

Eyes: A very important feature giving expression to the dog. They should be of medium size, obliquely set and of almond shape. Colour dark brown except in the case of merles where blue is permissible.

Ears: Should be small and moderately wide at the base, placed fairly close together on the top of the skull. When in repose they should be thrown back, but when on the alert brought forward and carried semi-erect with tips dropping forward.

Neck: The neck should be muscular, well-arched and of sufficient length to carry the head proudly.

Body and Quarters: From the withers the shoulder blade should slope at a 45 degree angle, forward and downward to the shoulder joint. At the withers they are separated only by the vertebrae but they must slope outwards to accommodate the desired spring of ribs. The upper arm should join the shoulder blade at as nearly a right angle as possible. The elbow joint to be equi-distant from the ground and the withers. The forelegs should be straight when viewed from the front, muscular and clean, with strong bone. Pasterns strong and flexible. The body is slightly longer from the withers to the root of the tail than the height at the withers, but most of the length is due to the proper angulation of the shoulder and hindquarters. The chest should be deep reaching to the point of the elbow. The ribs well sprung but tapering at their lower half to allow free play of the forelegs and shoulders. The back should be level with a graceful sweep over the loins and the croup should slope gradually to the rear. The thigh should be broad and muscular, the thigh bones to be set into the pelvis at right angles, corresponding to the angle of the shoulder blade. The stifle joint where the femur bone joins the tibia bone must have a distinct angle, hock joint to be clean cut, angular and well let down with strong bone. The hock must be straight when viewed from behind.

Tail: Set on low, tapering bone must reach at least to the hock joint, with abundant hair and slight upward sweep, raised when the dog is moving, but never over the level of the back.

Feet: Oval in shape, soles well padded, toes arched and close together.

Gait: The action of the Shetland Sheepdog should denote speed and smoothness. There should be no pacing, plaiting, rolling or stiff stilted up and down movement.

Coat: Must be double, the outer coat of long hair of harsh texture and straight, the under coat soft (resembling fur), short and close. The mane and frill should be very abundant and forelegs well feathered. Hind legs above the hocks profusely covered with hair, but below the hocks fairly smooth. The mask or face smooth. What are commonly known as smooth coated specimens are barred.

Colour: Tricolours should be an intense black on the body with no signs of ticking, rich tan markings on a tricolour to be preferred. Sables may be clear or shaded, any colour from gold to deep mahogany but in its shade the colour should be rich in tones. Wolf sable and grey colours undesirable.

Shetland Sheepdog continued...

Blue Merles, clear silvery blue is desired, splashed and marbled with black. Rich tan markings to be preferred but the absence not to be counted as a fault. Heavy black markings, slate coloured or rusty tinge in either top or under coat is highly undesirable. General effect should be blue. White markings may be shown in the blaze, collar, chest frill, legs, stifle and tip of tail.

All or some tan markings may be shown on eyebrows, cheeks, legs, stifles and under tail. All or some of the white markings are to be preferred whatever the colour of the dog, but the absence of these markings shall not be considered a fault.

Black and White and Black and Tan are also recognised colours. Over markings of patches of white on the body are highly undesirable. The nose black whatever the colour of the dog.

Size: Ideal height measured at the withers: Dogs: 36.8 cm (14.5 in). Bitches: 35.5 cm (14 in).

Anything more than 2.5 cm (1 in) above these heights to be considered a serious fault.

Faults: Domed or receding skull, lack of stop, large drooping or pricked ears, over-developed cheeks, weak jaw, snipy muzzle, not full compliment of teeth, crooked forelegs, cow hocks, tail kinked, short or carried over the back, white or white colour predominating. Pink or flesh coloured nose, blue eyes in any other colour than merles. Nervousness. Full or light eyes. Under or overshot mouth.

Note: Male animals should have two apparently normal testicles fully descended into the scrotum.

Any departure from the foregoing points should be considered a fault and the seriousness with which the fault should be regarded should be in exact proportion to its degree and its effect upon the health and welfare of the dog and on the dog's ability to perform its traditional work.

DOGS NEW ZEALAND

Official Breed Standard

Swedish Lapphund



A breed standard is the guideline which describes the ideal characteristics, temperament, and appearance of a breed and ensures that the breed is fit for function with soundness essential. Breeders and judges should at all times be careful to avoid obvious conditions and exaggerations, as well as being mindful of features which could be detrimental in any way to the health, welfare or soundness of this breed.

UTILIZATION: Herding dog, nowadays mainly kept as a companion dog.

BRIEF HISTORICAL SUMMARY: The Swedish Lapphund (a Nordic Spitz used in the past for reindeer herding by the nomadic Laplanders) has been known in the Nordic area for centuries.

GENERAL APPEARANCE: Typical Spitz dog of slightly less than medium size and with a proud head carriage. Its coat is weather resistant. Important proportions: Rectangular body shape.

TEMPERAMENT: Lively, alert, kind and affectionate. The Lapphund is very receptive and willing to work. Its abilities as a good guard and herding dog made it very useful in the reindeer trade. It is very versatile, suitable for obedience training, agility, herding, tracking, etc. It is easy to train, full of endurance and toughness.

HEAD-Skull: Slightly longer than broad; forehead rounded and occiput not clearly defined. Stop: Very well marked.

Nose: Preferably dark, or very black. Muzzle: A little more than one third of the length of the head. Foreface strong, evenly tapering towards the tip of the nose. Nose bridge straight. Lips: Close fitting. Palate and lips strongly pigmented.

EYES: Set well apart, round, fairly big, but not protruding. Brown, preferably dark brown and full of expression. Rims strongly pigmented.

EARS: Triangular, broad at the base, small, pricked, tips slightly rounded. Set well apart and very mobile. Tipped ears are undesirable but not as an eliminating fault.

MOUTH: Scissor bite with evenly set and well developed teeth.

NECK: Medium length, clean cut and powerful.

FOREQUARTERS: The forequarters should be sufficiently angulated at the shoulders and elbows to provide good reach. Shoulders: Shoulder blade well laid back. Elbows: Fitting close to the chest. Forearm: Straight, strong and parallel, both standing and moving. Pasterns: Sufficiently slanting. **BODY -** Well put together, slightly longer than the height at withers. Back: Level, strong, muscular and springy. Loin: Short and broad. Croup: Proportionally long and broad, slightly sloping and well muscled. Chest: Rather deep and reaching to the elbow. Ribcage proportionally long, oval and with well developed last ribs. Forechest well developed; well defined breastbone. Underline and belly: Belly slightly tucked up.

HINDQUARTERS: Well angulated, but not exaggerated in stifle and hock joint. Upper thigh: Muscular. Hocks: Low-set to give power of propulsion. Dewclaws undesirable.

FEET - Forefeet: Strong, oval, with tightly knit toes, hardy and elastic padding and well covered with fur between the pads. Nails and pads strongly pigmented. Hindfeet: As in front feet.

TAIL: rather high set, reaching to the hock when extended. Carried over the back when the dog is moving.

MOVEMENT: Light and springy, covering ground, with drive.

COAT: Profuse double coat. Hair standing straight out from the body, undercoat dense and very finely curled. Short on head and front of the legs. Longer on the brisket, backside of the legs and on the tail. Bushy, long and dense on the tail. Forming a ruff around the neck.

COLOUR - Usually solid black: bronzing is typical. Also brown or liver. White on the chest, feet and tip of the tail is permissible but more white is undesirable.

HEIGHT - Height at withers:

Ideal size for males: 48 cm **Ideal size for females:** 43 cm Allowance for plus or minus 3 cm. **FAULTS -** Any departure from the foregoing points should be considered a fault and the seriousness with which the fault should be regarded should be in the exact proportion to its degree.

Severe fault:

- No trace of undercoat.

Very Serious faults:

- Aggressive or overly shy.
- Untypical
- Abnormalities.

Any dog clearly showing physical or behavioural abnormalities shall be disqualified.

N.B.: Male animals should have two apparently normal testicles fully descended into the scrotum.

Any departure from the foregoing points should be considered a fault and the seriousness with which the fault should be regarded should be in exact proportion to its degree and its effect upon the health and welfare of the dog and on the dog's ability to perform its traditional work.

DOGS NEW ZEALAND

Official Breed Standard

Swedish Vallhund



Davidson

A breed standard is the guideline which describes the ideal characteristics, temperament, and appearance of a breed and ensures that the breed is fit for function with soundness essential. Breeders and judges should at all times be careful to avoid obvious conditions and exaggerations, as well as being mindful of features which could be detrimental in any way to the health, welfare or soundness of this breed.

BRIEF HISTORICAL SUMMARY: The Swedish Vallhund is considered to be one of the genuine Swedish breeds even if it is not quite clear how it is related to the Welsh Corgi.

It is hard to say if the Vikings brought dogs of this spitz type to Sweden from England. Modern cynological research points to that the breed was developed in Sweden.

The honour of making the Swedish Vallhund recognized and registered as a Swedish breed goes to Count Bjorn von Rosen. In the beginning of the 1940s he noticed the existence of these dogs. By making an inventory of the existing dogs in the county of Vastergotland and especially around the city of Vara he found a small but evenly typed group of dogs. They were the start of a serious breeding programme that was mainly in the hands of the headmaster KG Zettersten. He succeeded in breeding for an even type without losing the herding instinct.

GENERAL APPEARANCE: A small, powerful, fearless short-legged dog. Appearance and expression denote a watchful, alert and energetic dog.

IMPORTANT PROPORTIONS: The relation between height and length of body is about 2:3.

BEHAVIOUR: The breed is watchful, energetic, fearless and alert.

HEAD:

Cranial Region: Head rather long and clean cut with an almost flat skull. When viewed from above, forms, an even wedge from skull to tip of nose. Well defined stop.

Facial Region: Nose pigmentation jet black. The muzzle, when viewed from the side, looks rather square. The muzzle is slightly shorter than the skull.

Lips: Tightly closed.

Jaws/Teeth: Perfect and regular scissor bite with even and well developed teeth.

Eyes: medium size, oval in shape and dark brown.

Ears: medium size, pointed, pricked and ear leather is hard from base to tip, smooth haired and mobile. Set on not too low

NECK: Long, and strongly muscled with good reach.

BODY:

Topline: Back level, well muscled and with short, strong loin.

Croup: Broad and slightly sloping.

Chest: Long with good depth. Well sprung ribs. When viewed from the front the chest is oval, shaped, from side elliptical. It should reach 2/5ths of the length of the forearm, and when viewed from the side the lowest point of the chest is immediately behind the back part of the foreleg.

Underline: Belly slightly tucked up.

TAIL: Two types of tail occur, long or natural short tail. In both cases all variations are acceptable.

LIMBS:

FOREQUARTERS:

Shoulders: Long and well laid back.

Upper arms: Slightly shorter than the shoulders and set at a distinct angle. Upper arm lies close to ribs, but is still very mobile.

Forelegs: When viewed from the front, slightly bent, just enough to give them free action against the lower part of the chest.

Pasterns: Elastic

Legs: Well boned.

HINDQUARTERS:

Hindlegs: Well angulated at stifle and hock.

Thighs: Strongly muscled.

Legs: Seen from behind the legs are parallel.

Lower thigh: Slightly longer than the distance from hock to ground.

Feet: Medium sized, short, oval pointing straight forward with strong pads and well knuckled up.

Feet: Medium size, short, oval, pointing straight forward with strong pads and well knuckled up.

COAT

Hair: Medium length, harsh close and tight topcoat: undercoat soft and dense. The coat is short on foreparts of the legs, slightly longer on neck, chest and backparts of the hindlegs.

Colour: Desirable colours are grey, greyish/brown, greyish/yellow, reddish/yellow or reddish/brown with darker hairs on the back, neck and sides of the body. Lighter hair in the same shade of colour as mentioned above can be seen on muzzle, throat, chest, belly, buttocks, feet and hocks. Lighter markings on shoulders, so called harness markings, desirable. White is permitted to a small extent as a narrow blaze, neckstop or slight necklace. White markings are permitted on fore and hindlegs and on the chest.

Swedish Vallhund continued...

Size and Weight

Height at withers: Dogs: 33 cm Bitches: 31 cm (12.2 in). a variation of 1.5 cm (0.6 in) above or below these heights is permitted.

Weight: Between 9-14 kg. (19.75 - 31lb)

Faults: Any departure from the foregoing points should be considered a fault and the seriousness of the fault should be in exact proportion to its degree.

Note: Male animals should have two apparently normal testicles fully descended into the scrotum.

Any departure from the foregoing points should be considered a fault and the seriousness with which the fault should be regarded should be in exact proportion to its degree and its effect upon the health and welfare of the dog and on the dog's ability to perform its traditional work.

DOGS NEW ZEALAND

Official Breed Standard

Tatra Shepherd Dog



A breed standard is the guideline which describes the ideal characteristics, temperament, and appearance of a breed and ensures that the breed is fit for function with soundness essential. Breeders and judges should at all times be careful to avoid obvious conditions and exaggerations, as well as being mindful of features which could be detrimental in any way to the health, welfare or soundness of this breed.

ORIGIN : Poland

DATE OF PUBLICATION OF THE ORIGINAL VALID STANDARD : 08.06.1988

UTILIZATION : Herder and watchdog. Its imposing attitude and beautiful appearance make it a good companion dog.

CLASSIFICATION F.C.I. :

Group 1 Sheepdogs and Cattle dogs (except Swiss Mountain Cattle dogs).

Section 1 Sheepdogs.

Without working trial.

GENERAL APPEARANCE : Of strong and compact build giving the impression of stamina and mobility.

IMPORTANT PROPORTIONS : Rectangular in shape, the length of the body of males being a little shorter than that of bitches.

BEHAVIOUR /CHARACTER : Temperament calm, intelligent and alert.

HEAD : Lean, in good proportion to the body, carried at medium height both in movement and standing.

CRANIAL REGION :

Skull : Seen in profile slightly rounded; the frontal groove is shallow.

Stop : Distinctly marked, but without abrupt break.

FACIAL REGION :

Nose : Black, of medium size, with the nostrils wide open.

Muzzle : Strong, gradually tapering; its length is slightly greater or equal to the length of the skull. The nasal bridge is broad.

Lips : Desirably taut and well fitting; the edges of the lips should be dark.

Teeth : Strong, regularly set. Scissor bite, pincer bite accepted.

Eyes : Medium size, expressive, set slightly slanting; the iris is dark brown; the eyelid rims are dark.

Ears : Set on at the height of the external angle of the eyes or a little higher, medium length, rather thick, triangular, well furnished with hair; the front edge of the ear is in slight touch with the head; auricle mobile.

NECK : Of medium length, muscular, without any dewlap, with a profuse mane; the upper line of the neck is higher than the topline of the body.

BODY : Long and massive.

Withers : Distinctly marked, broad.

Back : Level, broad.

Loins : Broad, well coupled.

Croup : Oblique, slightly sloping.

Chest : Deep.

Ribs : Oblique, rather flat.

Belly : Slightly tucked up.

TAIL : Set on not too high, carried below the topline; when excited carried above the topline, but not curved; hanging, it reaches the hock; the tip of the tail may be slightly curved.

LIMBS

FOREQUARTERS : Forelegs muscular, with plenty of bone, but not too heavy; seen from front straight and parallel.

Shoulder-blade : Slightly sloping, well adapted to the body.

Pastern : Slightly sloping forward.

Feet : Compact, oval in shape like a relatively big fist. With hairs between the toes. Pads strong, hard and dark; nails strong, blunt and dark.

HINDQUARTERS : Viewed from the rear hind legs vertical; seen from the side slightly set backwards, moderately angulated.

Hock : Seen from the side vertical.

Feet : Like the forefeet.

COAT

HAIR : On head, muzzle, frontpart of forelegs and on the hindlegs from the hock downward the hair is short and dense. The neck and the body are covered with long, thick, straight or slightly wavy hair, hard to the touch. Undercoat profuse. On the neck a rich ruff; the thighs are covered with profuse, long hair; on the tail hair also profuse, forming a flag.

COLOUR : Uniformly white; little cream coloured patches are undesirable.

HEIGHT :

Height at withers For males 65-70cm, (25 ½ - 27 ½ in.) for bitches 60-65cm. (23 ½ - 25 ½ in.)

FAULTS : Any departure from the foregoing points should be considered a fault and the seriousness with which the fault should be regarded should be in exact proportion to its degree and its effect upon the health and welfare of the dog.

- Frontal furrow distinctly marked.
- Poor pigmentation of nose, eyerims and lips.
- Light eye (called bear eye).
- Entropion.

Tatra Sheepdog continued...

- Ears set high, directed backwards or cropped.
- Neck carried horizontal.
- Croup overbuilt.
- Tail carried constantly above the topline.
- Dewclaws.
- Lack of hair between the toes.
- Lack of ruff, lack of feathering on the legs.

VERY SERIOUS FAULTS :

- Aggressive or overly shy.
- Stop too shallow.
- Pointed muzzle.
- Several missing teeth.
- Over or undershot mouth.
- Ectropion.
- Hair curly or silky.
- Lack of undercoat.
- Coat with coloured patches.
- Nervous character.
- Any dog clearly showing physical or behavioural abnormalities.

N.B. : Male animals should have two apparently normal testicles fully descended into the scrotum.

Any departure from the foregoing points should be considered a fault and the seriousness with which the fault should be regarded should be in exact proportion to its degree and its effect upon the health and welfare of the dog and on the dog's ability to perform its traditional work.

DOGS NEW ZEALAND

Official Breed Standard

Welsh Corgi (Cardigan)



A breed standard is the guideline which describes the ideal characteristics, temperament, and appearance of a breed and ensures that the breed is fit for function with soundness essential. Breeders and judges should at all times be careful to avoid obvious conditions and exaggerations, as well as being mindful of features which could be detrimental in any way to the health, welfare or soundness of this breed.

CHARACTERISTICS: Alert, active and intelligent.

TEMPERAMENT: Alert, intelligent, steady, not shy or aggressive.

GENERAL APPEARANCE: Sturdy, tough, mobile, capable of endurance. Long in proportion to height, terminating in fox-like brush, set in line with body.

Head and Skull: Head foxy in shape and appearance, skull wide and flat between ears tapering towards eyes above which it is slightly domed. Moderate stop. Length of foreface in proportion to head 3 to 5, muzzle tapering moderately towards nose which projects slightly and in no sense blunt. Under-jaw clean cut. Strong but without prominence. Nose black.

Eyes: Medium size, clear, giving kindly, alert but watchful expression. Rather widely set with corners clearly defined. Preferably dark, to blend with coat, eye rims must be black. One or both eyes pale blue, blue or blue flecked, permissible only in blue merles.

Ears: Erect, proportionately rather large to size of dog. Tips slightly rounded, moderately wide at base and set about 8 cms (3 1/2 ins) apart. Carried so that tips are slightly wide of straight line drawn from tip of nose through centre of eyes, and set well back so that they can be laid flat along neck.

Mouth: Teeth strong, with scissor bite, i.e. upper teeth closely overlapping lower teeth and set square to the jaws.

Neck: Muscular, well developed, in proportion to dog's build, fitting into well sloping shoulders.

Forequarters: Shoulders well laid, angulated at approximately 90 degrees to upper arm; muscular, elbows close to sides. Strong bone carried down to feet. Legs short but body well clear of the ground, forearms slightly bowed to mold round the chest. Feet

turned slightly outwards.

Body: Chest moderately broad with prominent breast bone. Body fairly long and strong, with deep brisket, well sprung ribs. Clearly defined waist. Topline level.

Hindquarters: Strong, well angulated and aligned with muscular thighs and second thighs, strong bone carried down to feet, legs short; when standing, hocks vertical, viewed from side and rear.

Feet: Round, tight, rather large and well padded.

Gait/Movement: Free and active, elbows fitting close to sides, neither loose nor tied. Forelegs reaching well forward without too much lift, in unison with thrusting action of hindlegs.

Tail: Like a fox's brush, set in line with the body and moderately long (to touch or nearly touch ground). Carried low when standing but may be lifted a little above body when moving, not curled over back.

Coat: Short or medium of hard texture. Weather-proof, with good undercoat. Preferably straight.

Colour: Acceptable colours are blue merle, brindle, red, sable, tri colour with brindle points and tri colour with red points.

All of the above with or without the typical white markings on head, neck, chest, underparts, legs and feet, white tail tip. White should not predominate on body or head where it should never surround the eyes. Nose and eye rims must be black. Liver and dilute colours highly undesirable.

Size: Height: ideal 30 cms (12 ins) at shoulder. Weight in proportion to size with overall balance the prime consideration.

Faults: Any departure from the foregoing points should be considered a fault and the seriousness with which the fault should be regarded should be in exact proportion to its degree and its effect upon the health and welfare of the dog and on the dog's ability to perform its traditional work.

Note: Male animals should have two apparently normal testicles fully descended into the scrotum.

Any departure from the foregoing points should be considered a fault and the seriousness with which the fault should be regarded should be in exact proportion to its degree and its effect upon the health and welfare of the dog and on the dog's ability to perform its traditional work.

DOGS NEW ZEALAND

Official Breed Standard

Welsh Corgi (Pembroke)



A breed standard is the guideline which describes the ideal characteristics, temperament, and appearance of a breed and ensures that the breed is fit for function with soundness essential. Breeders and judges should at all times be careful to avoid obvious conditions and exaggerations, as well as being mindful of features which could be detrimental in any way to the health, welfare or soundness of this breed.

GENERAL APPEARANCE: Low set, strong, sturdily built, alert and active, giving an impression of substance and stamina in a small space, outlook bold, expression intelligent and workmanlike. The movement should be free and active, elbows fitting closely to the sides, neither loose nor tied. Forelegs should move well forward, without too much lift, in unison with thrusting action of hind legs.

Head and Skull: Head to be foxy in shape and appearance, with alert and intelligent expression, skull to be fairly wide and flat between the ears; moderate amount of stop. Length of foreface to be in proportion to the skull as 3:5. Muzzle slightly tapering. Nose black.

Eyes: Well set, round, medium size, hazel in colour and blending with colour of coat.

Ears: Pricked, medium sized, slightly pointed. A line drawn from the tip of the nose through the eye should, if extended, pass through or close to, the tip of the ear.

Mouth: Teeth level, or with the inner side of the upper front teeth resting closely on the front of the under ones.

Neck: Fairly long.

Forequarters: Legs short and as straight as possible. Ample bone carried right down to the feet. Elbows should fit closely to the sides, neither loose nor tied.

Body: Of medium length, with well sprung ribs. Not short coupled or terrier like. Level top line. Chest broad and deep, well let down between the forelegs.

Hindquarters: Strong and flexible, slightly tapering. Legs short. Ample bone carried right down to the feet. Hocks straight when viewed from behind.

Feet: Oval, the two centre toes slightly in advance of the two outer ones, pads strong and well arched. Nails short.

Tail: Traditionally has a short tail, may be docked.

Coat: Of medium length and dense; not wiry.

Colour: Self colours in Red, Sable, Fawn, Black and Tan, or with White markings on legs, chest and neck. Some white on head and foreface is permissible.

Height and Size: Dogs: 9 - 10.8 kg (20 - 24 lb). Bitches: 8.1 - 9.9 kg (18 - 22 lb).

Height from 25.4 - 30.3 cm (10 - 12 in) at shoulder.

Faults: The following are serious faults: White on the body giving a piebald or skewbald effect, or hound like markings. Long fluffy coat, accompanied with feathering on ears and feet. Overshot or undershot mouth.

Note: Male animals should have two apparently normal testicles fully descended into the scrotum.

Any departure from the foregoing points should be considered a fault and the seriousness with which the fault should be regarded should be in exact proportion to its degree and its effect upon the health and welfare of the dog and on the dog's ability to perform its traditional work.

DOGS NEW ZEALAND

Official Breed Standard

White Swiss Shepherd Dog

A breed standard is the guideline which describes the ideal characteristics, temperament, and appearance of a breed and ensures that the breed is fit for function with soundness essential. Breeders and judges should at all times be careful to avoid obvious conditions and exaggerations, as well as being mindful of features which could be detrimental in any way to the health, welfare or soundness of this breed.

TRANSLATION: Mrs. R. Binder.

ORIGIN: Switzerland.

DATE OF PUBLICATION OF THE ORIGINAL VALID STANDARD:
26.11.2002.

UTILIZATION: Family and working companion dog with distinct attentive watch learn. tive friendly nature to children; dog, cheerful and quick to learn.

CLASSIFICATION F.C.I.:

Group 1 Sheepdogs and Cattle Dogs (except Swiss Cattle Dogs).

Section 1 Sheepdogs.

Without working trial.

BRIEF HISTORICAL SUMMARY: In USA and Canada white shepherd dogs have gradually become to be accepted as a distinct breed. The first dogs of this breed were imported into Switzerland in the early 70ies. The American male "Lobo", whelped on 5th March 1966, can be considered as the progenitor of the breed in Switzerland. The descendants of that male registered with the Swiss Stud Book (LOS) and other white shepherd dogs imported from USA and Canada, gradually multiplied. There exists now a big number of white shepherd dogs, pure-bred, over several generations, distributed throughout Europe. For that reason, since June 1991, these dogs have been registered as a new breed with the appendix of the Swiss Stud Book (LOS).

GENERAL APPEARANCE: A powerful, well-muscled, medium-sized, white shepherd dog with erect ears, double coat or long double coat or long double coat; elongated shape; medium sized bone and elegant, harmonious outline.

IMPORTANT PROPORTIONS:

- Moderately long rectangular shape : body length (from the point of shoulder to point of buttock) to height at withers = 12 : 10.
- The distance from the stop to the noseleather slightly beyond the distance from the stop to the occipital protuberance.

BEHAVIOUR/CHARACTER: Lively, without nervousness, attentive and watchful; towards strangers sometimes slightly aloof but never apprehensive or aggressive.

HEAD: Strong, dry and finely chiselled, in good proportion to the body. Seen from above and from the side wedge-shaped. Axes of skull and foreface parallel.

CRANIAL REGION:

Skull: Only slightly rounded; indicated central furrow.

Stop: Slightly marked, but clearly perceptible.

FACIAL REGION:

Nose: Medium-sized; black pigmentation desired; snow nose and lighter nose accepted.

Muzzle: Powerful and moderately long in relation to the skull; nasal bridge and lower line of muzzle straight, slightly convergent to the nose.

Lips: Dry, closing tightly, as black as possible.

Jaws/Teeth: Powerful and complete, scissor bite. The teeth should be set square to the jaw.

Eyes: Medium-sized, almond shaped, placed a little obliquely; colour brown to dark-brown; eye lids well fitting with black eye-rims desirable.

Ears: Erect ears, set high, carried upright, parallel and directed forward; in the shape of an oblong, at the tip slightly rounded triangle.

NECK: Medium-long and well muscled, with harmonious set on at the body, without dewlap; the elegantly arched neckline runs without disruption from the moderately high carried head to the withers.

BODY: Strong, muscular, medium-long.

Withers: Pronounced.

Back: Level, firm.

Loins: Strongly muscled.

Croup: Long and of medium breadth; from the set on gently sloping to root of tail.

Chest: Not too broad; deep (about 50 % of the height at the withers); reaching to the elbows; ribcage oval; well extending to the rear. Prominent forechest.

Belly and flanks: Flanks slender, firm; underline moderately tucked up.

TAIL: Bushy sabre tail, tapering to the tip; set on rather deep; reaching at least to the hock joint; at rest, it hangs either straight down or with a slight saber-like curve in its last third part; in movement carried higher, but never above the topline.

LIMBS: Strong, sinewy, medium bone.

FOREQUARTERS: Straight, seen from the front; only moderately broad stance; seen in profile, well angulated.

Shoulder: Shoulder blade long and well laid back; well angulated; whole shoulder strongly muscled.

Upper arm: Adequately long, strong muscles.

Elbows: Close fitting.

Forearm: Long, straight, sinewy.

Pastern: Firm and only slightly oblique.

White Swiss Shepherd Dog continued...

HINDQUARTERS: Seen from the rear straight and parallel; standing not too wide; seen from the side with adequate angulation.

Upper thigh: Medium-long, strongly muscled.

Lower thigh: Medium-long, oblique, with solid bone and well muscled.

Hock joint: Powerful, well angulated.

Hock: Medium-long, straight, sinewy; dewclaws should be removed, except in countries where their removal is forbidden by law.

Feet: Oval, hind feet a little longer than forefeet; toes tight and well arched; firm black pads; dark nails desired.

GAIT: Rhythmical sequence of steps with even drive and enduring; front legs reaching out far, with strong thrust; trot ground covering and easy.

SKIN: Without folds and wrinkles; dark pigmentation.

COAT

HAIR: Medium length, dense, close-lying double coat or long double coat; abundant undercoat covered with hard, straight protection hair; face, ears and front of legs are covered with shorter hair; at the neck and the back of the legs the coat is slightly longer. Slightly wavy, hard hair is permitted.

COLOUR: White.

SIZE AND WEIGHT:

Height at withers: Dogs 60 - 66 cm. (23 ½ - 26 in.)

Bitches 55 - 61 cm. (21 ½ - 24 in.)

Weight: Dogs : 30 - 40 kg. (66 - 88 lbs.)

Bitches : 25 - 35 kg. (55 - 77 lbs.)

Typical dogs with slight under- or oversize should not be eliminated.

FAULTS: Any departure from the foregoing points should be considered a fault and the seriousness with which the fault should be regarded should be in exact proportion to its degree.

MINOR FAULTS:

- Slight deer colour (light yellow or fawny shading) on eartips, back and upperside of the tail.
- Partial loss of pigment of flecked appearance on noseleather, lips and/or eye rims.

SERIOUS FAULTS:

- Heavy appearance, too short build (square outline)
- Masculinity or femininity not clearly defined .
- Missing more than two PM1; the M3 are not taken into account.
- Drop (hanging) ears, semi-pricked ears, button ears.
- Strongly sloping backline.
- Ringtail, kinky tail, hook tail, tail carried over back.
- Soft, silky topcoat; woolly, curly, open coat; distinctly long hair without undercoat.
- Distinct deer colour (distinct yellowish or tawny discolouring) on eartips, back and upperside of the tail.

VERY SERIOUS FAULTS:

- Overly shy or aggressive.
- One eye or both eyes blue, protruding eyes.
- Entropion, ectropion.
- Over- or undershot mouth, wry mouth.
- Total loss of pigment on nose, lips and/or eye rims.
- Total loss of pigment in the skin and on the pads.
- Albinism.
- Any dog clearly showing physical or behavioural abnormalities.

NB.: Male animals should have two apparently normal testicles fully descended into the scrotum.

Any departure from the foregoing points should be considered a fault and the seriousness with which the fault should be regarded should be in exact proportion to its degree and its effect upon the health and welfare of the dog and on the dog's ability to perform its traditional work.